



Kurdistan Region Government
Ministry of Planning
Kurdistan Region Statistics Office



Private sector Automobiles in Kurdistan region 2022



Kurdistan Region Government
Ministry of Planning
Kurdistan Region Statistics Office

Private sector Automobiles in Kurdistan region 2022

Transportation and communication Statistics Department
Nov 2023

©Copy right Nov 2023

Ministry of Planning/ Kurdistan Region Statistics Office

Suggested Citation:

Kurdistan Region Statistics Office, 2023, transportation and communication statistics department,
“*Private sector Automobiles in Kurdistan region for 2022*”. Erbil, Kurdistan Region, Iraq.

For more Information, please contact:

Website: www.krso.gov.krd

Email: contact@krso.gov.krd

Mobile: 0750 896 3143

ID number: 104

Contents

List of tables	I
List of figures.....	I
Introduction	1
Objective	2
Concepts and definitions	2
Data collection	2
Summery	3

List of tables

Table 1: Key indicators of automobile in private sector in Kurdistan region in 2020 & 2022.....	3
Table 2: The number of automobiles in private sector by types, purpose of using (passenger and loading) and governorate in Kurdistan region in 2022	4
Table 3: Number of private sector automobiles in Kurdistan Region by type (truck, passenger, private, rental) and type of used fuel in 2022	5
Table 4: Number of buses by seats at the level of governorate in Kurdistan Region in 2022	6
Table 5: Number of trucks (loading automobiles) by load carrying capacity at the level of governorate and Kurdistan Region in 2022	6
Table 6: Number of passenger automobiles and trucks at the level of governorate and Kurdistan Region in 2022	7
Table 7: Number of passenger automobiles in private sector in Kurdistan Region by the year of manufacturing and type in 2022.....	9
Table 8: Number of trucks in private sector in Kurdistan Region by the year of manufacturing and type in 2022	10

List of figures

Figure 1: Comparison between the number of automobiles for the private sector by governorate in Kurdistan region in 2020.....	5
Figure 2: Comparison between the number of trucks and passenger automobiles at the level of governorate and Kurdistan Region in 2022	7
Figure 3: Comparison between the number of trucks and passenger automobiles in Kurdistan Region in 2022	8
Figure 4: Comparison between the number of private and rental passenger automobiles at the level of governorate and Kurdistan Region in 2022	8

Introduction

Automobiles is an inseparable part of our daily life and their number is increasing every day. Automobiles are different that used for different purposes and fuel used to operate them. Collecting information about automobiles is of great importance to meet our needs in terms of the number of automobiles, their kinds (passenger, loading), type of fuel (gasoline, Diesel) and the year of manufacture (model).

In cooperation with ministry of interior and traffic police directorates in KR governorates, KRSO has been collecting this data annually since 2014 presented in the form of tables with explanatory details. It is worth mentioning that this data is only for private sector automobiles and does not include public sector. The current report includes the data of 2022 registered in the traffic police directorates of the governorates (Duhok, Erbil, Sulaymaniyah).

Objective

Our objective is to present the data of automobiles that covers only the private sector for the year 2022 which has been recorded in the traffic police directorates of governorates to obtain the number of indicators at the level of governorates, like the number of automobiles, the kind of automobile (passenger, loading), fuel (gasoline, Diesel) and the model year.

Concepts and definitions

Automobile: It refers to a tool consisting of a set of mechanical parts that is primarily designed to be used on roads. Automobiles are in small and large sizes used for transporting passengers and goods.

Saloon: It is a kind of automobile with seats for 4-5 passengers and a boot that is separated from the rear seats and is for rent or private use.

Station automobile: It is a kind of automobile with seats for 4-5 passengers and a boot not separated from the rear seats. It is private or for rent.

Bus: Bus is a passenger vehicle and has seats for 10 or more passengers.

Pickup: Pickup refers to a vehicle used for transportation of goods between 1-2 tons.

Heavy Duty truck: It refers to any commercial vehicle such as Dump lorry, flatbed truck and tanker used to transfer high weight loads.

Van: It is a commercial vehicle used for transportation of goods.

Data collection

Data and information are collected through several statistical tables prepared by the transportation and communication statistics department in KRSO. To collect the data, tables are sent to the traffic police directorates of governorates with an official letter to be filled by them in cooperation with the statistics directorates of governments of Kurdistan Region. Once the tables are returned, the data is published in a report after audit, verification and analysis by the Transportation and Communications Department in KRSO.

Summery

Total number of automobiles: The total number of automobiles registered in the traffic police directorate of governorates in 2022 was 120,143 automobiles of which 102,690 were passenger automobiles (85.5%) and 17,453 were trucks (14.5%). Of the total number of passenger automobiles, 100,173 are private (83%) and 2,517 (2%) are rental (taxi and bus).

At the level of governorates, in 2022, the number of automobiles registered in traffic police directorate in Erbil governorate was 81,022 (67.4%), in Sulaymaniyah governorate 27,463 (22.9%) and in Duhok governorate 11,658 (9.7%).

The number of passenger automobiles: In 2022, the number of passenger automobiles in Kurdistan region was 102,690, of which 56,803(55.3%) were saloon and 43,902(42.8%) were station and 19.85(1.9%) were Bus.

The number of trucks: In 2020, the number of loading automobiles in Kurdistan region was 17,453, of which 14,176 (81.2%) are Pickup and Vans, and 32.77 (18.8%) were Dump Trucks, lorries, Flatbed Trucks, Tankers, and Refrigerators trucks.

The results show that 114,590 of automobiles use gasoline accounting for 95.4% and 5,509 use LPG accounting for 4.6%. Table 1: Key indicators of automobile in private sector in Kurdistan region in 2020 & 2022

Key indicators		2020	2022
Number of passenger automobiles	Private	79,522	100,173
	Rental	1,239	2,517
Number of trucks		16,215	17,453
Total		96,976	120,143
Number of gasoline used automobiles		90,498	114,590
Number of diesel used automobiles		6,393	5,509
Other fuels and powers		85	44

Note: In this report, due to unavailable data for 2021, the 2022 data are compared to 2020.

Private sector Automobiles in Kurdistan region 2022

Table 2: The number of automobiles in private sector by types, purpose of using (passenger and loading) and governorate in Kurdistan region in 2022.

Passenger automobiles								Trucks							
Governorate	Private			Rental				Pickup & Van	Flatbed	Dump truck	Tanker	Lorry	Refrigerator	Total	Total
	Saloon	Station automobile	Total	Saloon	Station automobile	Bus	Total								
Erbil	36,067	31,220	67,287	220	122	737	1,079	10,791	791	344	479	4	247	12,656	81,022
Sulaymaniyah	12,987	10,192	23,179	170	20	1,154	1,344	2,043	0	258	272	173	194	2,940	27,463
Duhok	7,359	2,348	9,707	0	0	94	94	1,342	52	94	63	277	29	1,857	11,658
Total	56,413	43,760	100,173	390	142	1,985	2,517	14,176	843	696	814	454	470	17,453	120,143

Figure 1: Comparison between the number of automobiles in private sector by governorate in Kurdistan region in 2020.

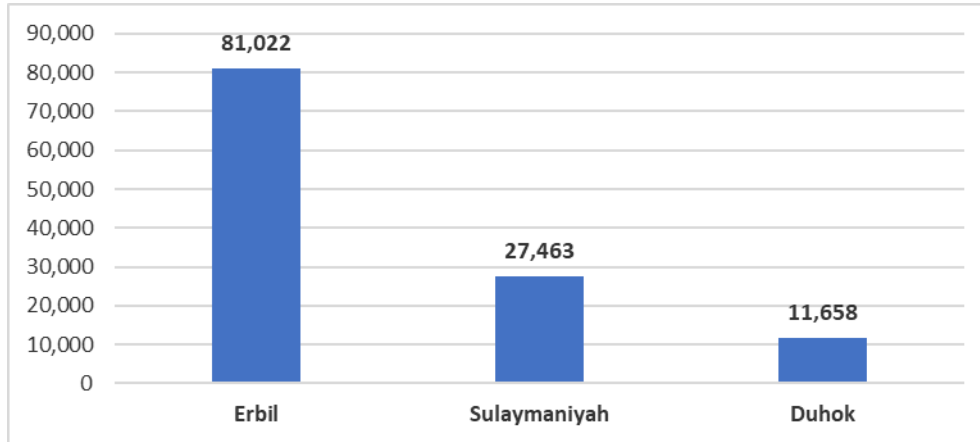


Table 3: Number of private sector automobiles in Kurdistan Region by type (truck, passenger, private, rental) and type of used fuel in 2022.

		Fuel				Total
		Gasoline	Diesel	Other		
Passenger automobile	Private	Saloon	56,144	245	24	56,413
		Station	43,291	449	20	43,760
		Total	99,435	694	44	100,173
	Rental	Saloon	388	2	0	390
		Station	131	11	0	142
		Bus	1,674	311	0	1,985
		Total	2,193	324	0	2,517
	Truck	Pickup & van	12,830	1,346	0	14,176
		flatbed	63	780	0	843
		Dump truck	19	677	0	696
Tanker		22	792	0	814	
Lorry		0	454	0	454	
Refrigerator		28	442	0	470	
Total		12,962	4,491	0	17,453	
Total		114,590	5,509	44	120,143	

Table 4: Number of buses by seats at the level of governorate in Kurdistan Region in 2022

Governorate	Seats			
	14 -10	21-15	22 and more	Total
Erbil	497	38	202	737
Sulaymaniyah	75	3	1,076	1,154
Duhok	21	63	10	94
Total	593	104	1,288	1,985

Table 5: Number of trucks (loading automobiles) by loading capacity at the level of governorate and Kurdistan Region in 2022

Governorate	load carrying capacity (tons)				
	1-2 tons	2-4 tons	8-4 tons	9 tons and above	Total
Erbil	11,006	136	561	1,424	13,127
Sulaymaniyah	224	127	36	2,553	2,940
Duhok	222	14	26	172	434
Total	11,452	277	623	4,149	16,501

Private sector Automobiles in Kurdistan region 2022

Table 6: Number of passenger automobiles and trucks at the level of governorate and Kurdistan Region in 2022

Governorate	Passenger automobiles		Trucks	Total
	Private	Rental		
Erbil	67,287	1,079	12,656	81,022
Sulaymaniyah	23,179	1,344	2,940	27,463
Duhok	9,707	94	1,857	11,658
Total	100,173	2,517	17,453	120,143

Figure 2: Comparison between the number of trucks and passenger automobiles at the level of governorate and Kurdistan Region in 2022

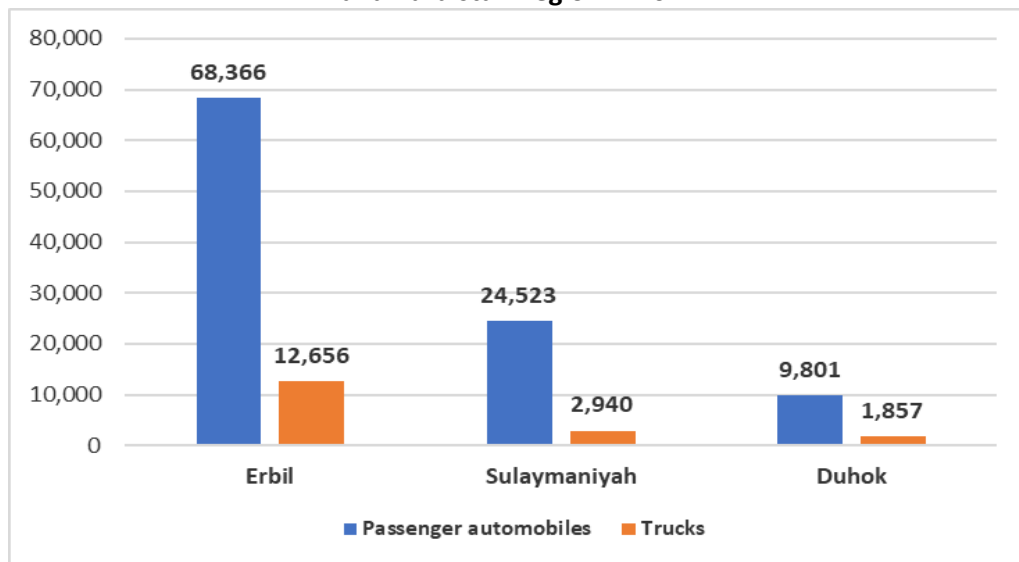


Figure 3: Comparison between the number of trucks and passenger automobiles in Kurdistan Region in 2022

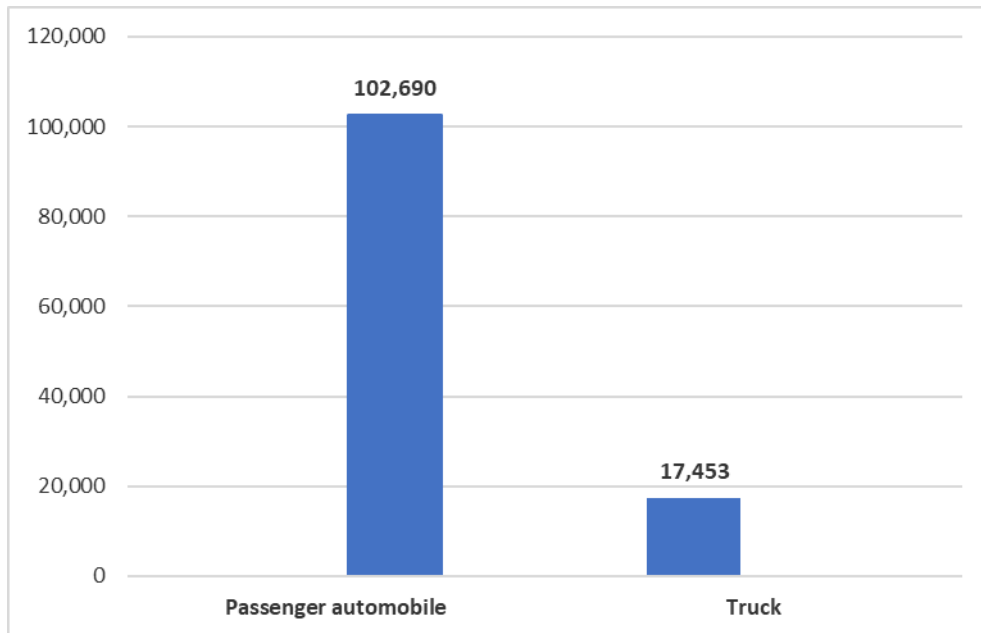


Figure 4: Comparison between the number of private and rental passenger (taxi, buss) automobiles at the level of governorate and Kurdistan Region in 2022

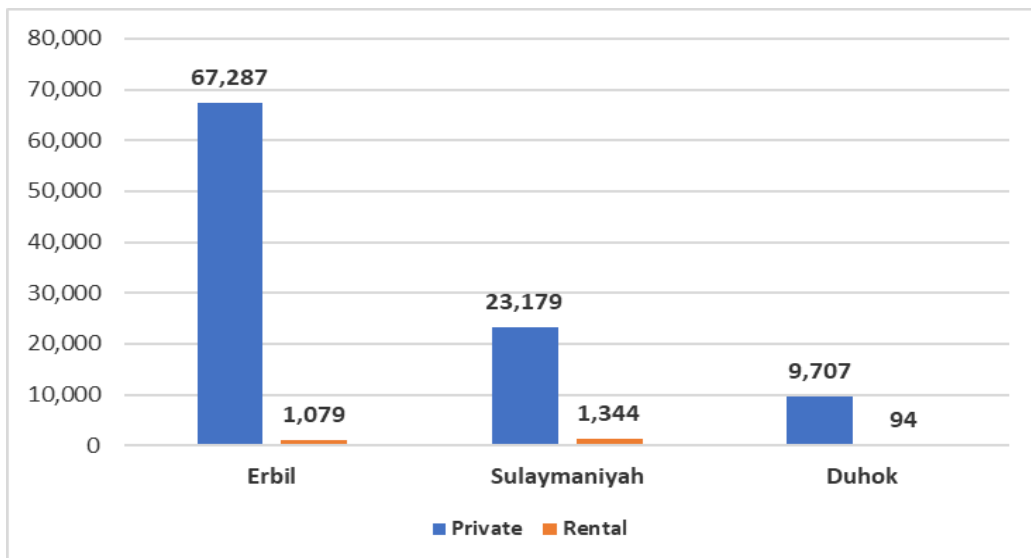


Table 7: Number of passenger automobiles in private sector in Kurdistan Region by the year of manufacturing and type in 2022

Passenger automobile							
Type Year	Private			Rental			
	Saloon	Station	Total	Saloon	Station	Bus	Total
Before 2000	91	9	100	0	2	4	6
2001	6	9	15	1	0	3	4
2002	9	15	24	2	0	8	10
2003	10	15	25	0	0	1	1
2004	13	13	26	7	0	6	13
2005	4	19	23	5	0	14	19
2006	11	23	34	1	0	9	10
2007	10	30	40	2	0	7	9
2008	118	70	188	1	0	4	5
2009	153	86	239	64	0	2	66
2010	161	84	245	34	0	3	37
2011	214	131	345	19	0	7	26
2012	201	171	372	45	0	11	56
2013	211	235	446	168	0	41	209
2014	134	171	305	40	0	190	230
2015	191	108	299	0	0	168	168
2016	274	154	428	0	1	105	106
2017	1,107	591	1,698	0	0	494	494
2018	1,599	975	2,574	0	0	149	149
2019	5,541	2,548	8,089	0	15	70	85
2020	20,829	13,704	34,533	0	29	240	269
2021	11,197	9,624	20,821	0	37	193	230
2022	12,848	12,977	25,825	1	58	225	284
2023	1,481	1,998	3,479	0	0	31	31
Total	56,413	43,760	100,173	390	142	1,985	2,517

Private sector Automobiles in Kurdistan region 2022

Table 8: Number of trucks in private sector in Kurdistan Region by the year of manufacturing and type in 2022

		Truck						
Year	Type	Pickup & van	flatbed	Dump truck	Tanker	Lorry	Refrigerator	Total
	Before 2000		8	1	4	4	3	0
2001		10	0	2	1	0	0	13
2002		9	1	4	4	2	2	22
2003		10	0	1	1	9	1	22
2004		9	1	3	6	2	5	26
2005		16	5	5	4	7	4	41
2006		17	3	8	4	5	4	41
2007		14	10	10	17	19	7	77
2008		81	8	12	13	48	6	168
2009		76	2	7	6	18	5	114
2010		47	15	12	40	12	5	131
2011		74	61	44	82	14	33	308
2012		109	212	114	224	45	65	769
2013		104	197	174	212	50	42	779
2014		98	95	142	105	49	29	518
2015		39	21	45	36	33	30	204
2016		55	6	25	12	42	20	160
2017		127	5	42	12	24	13	223
2018		262	10	14	10	20	6	322
2019		430	10	6	6	21	16	489
2020		1,116	5	3	6	19	17	1,166
2021		1,603	29	11	4	6	58	1,711
2022		8,799	116	7	5	4	96	9,027
2023		1,063	30	1	0	2	6	1,102
Total		14,176	843	696	814	454	470	17,453

Ministry of Planning-Kurdistan Region Statistics Office

www.krso.gov.krd

