

MINISTRY OF PLANNING
KURDISTAN REGIONAL GOVERNMENT
KURDISTAN REGIONAL STATISTICS OFFICE



Consumer Price Index (CPI) and Inflation Rate in Kurdistan Region October/ 2016

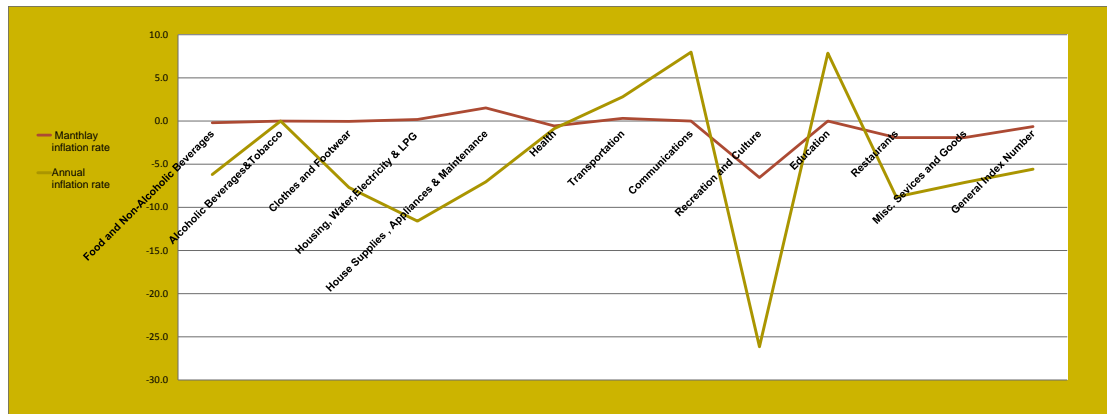
Consumer Price Index Department

January/ 2017

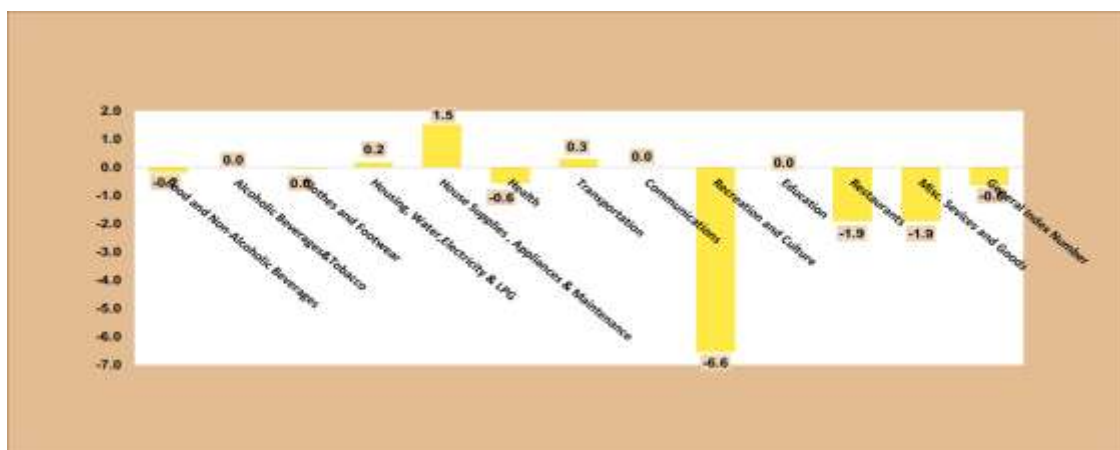
Analysis of inflation rate

1-Monthly inflation rate

Consumer price index (CPI) recorded 95.9% in Kurdistan region for Oct 2016, where it shows a decrease of 0.6% compared to the last month and shows an annual decrease of 5.6% compared to Oct 2015.

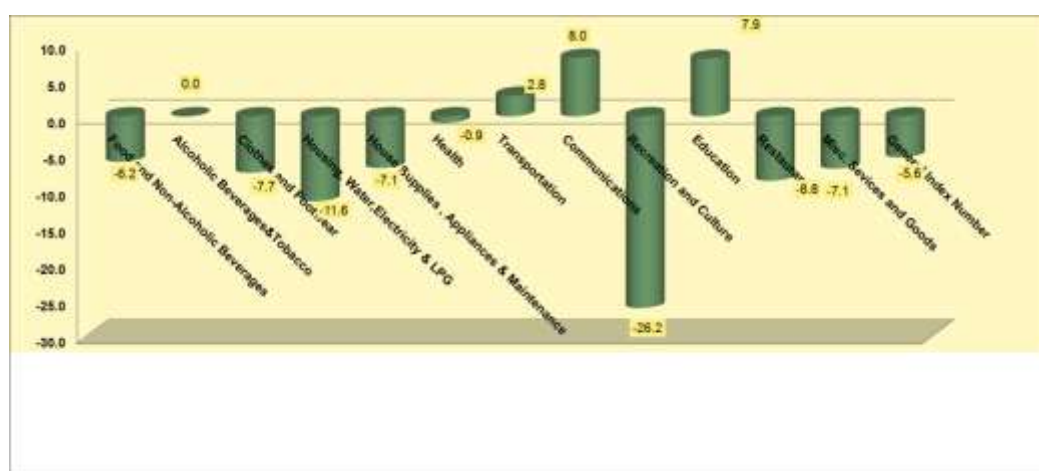


Consumer prices index reached 95.9% in Kurdistan region for Oct 2016 where it recorded a decrease of 0.6% compared with the last month due to price drop in the following sections: Recreation and Culture by 6.6%, the section of Miscellaneous Services and Goods and the section of Restaurants by 1.9%, Health by 0.6%, Food and Non-Alcoholic Beverages by 0.2%.



2-Annual Inflation rate

Consumer prices index reached 95.9% in Kurdistan region for Oct 2016 with a decrease of 5.6% compared to October 2015 due to decrease in the prices of the following sections: recreation and culture by 26.2%, housing (house rental, water, electricity & LPG) by 11.6%, restaurants by 8.8%, clothes and footwear by 7.7%, the section of miscellaneous services and goods and the section of house supplies, appliances and maintenance recorded the same record by 7.1%, food and non-alcoholic beverages by 6.2%, and the section of health by 0.9%.



3-Inflation rate compared with 2012

Consumer prices index reached 95.9% in Oct 2016 with a decrease of 4.11% compared to the base year 2012.

4- Inflation rate in Kurdistan Region's governorates

Consumer price index recorded 92.3% in Erbil governorate for Oct 2016 where it shows a decrease of 1.4% comparing to the last month. Sulaimania governorate recorded 98.08% for CPI with an increase of 0.6% comparing to the last month. CPI in Duhok governorate reached 97.9% and similar to Erbil it shows a decrease that accounts for 0.6% comparing to the last month.

Tables

Calculating relative weights

Due to different relative weights for various consumer goods and services, all items and services need to be calculated relying on per capita monthly average expenditure that is taken from Household socio economic survey in Iraq and Kurdistan Region in 2012.

The following table shows the weights for main sections on Kurdistan Region and Governorates levels that is equated to 100%.

| weight 2012 | | | | | | |
|----------------|----------------|----------------|------------------|---|----------|---|
| Duhok | Erbil | Sul | Kurdistan Region | اسم السلعة ومواصفاتها | CPI Code | products / services |
| 22.512 | 24.988 | 26.589 | 25.207 | المواد الغذائية والمشروبات غير الكحولية | 01 | Food and Non-Alcoholic Beverages |
| 0.889 | 0.286 | 0.312 | 0.414 | التبغ | 02 | Alcoholic Beverages & Tobacco |
| 9.135 | 6.927 | 8.516 | 8.044 | الملابس والاحذية | 03 | Clothes and Footwear |
| 17.483 | 21.336 | 17.44 | 18.895 | السكن والمياه ، الكهرباء ، الغاز وانواع الوقود الاخرى | 04 | Housing, Water ,Electricity & LPG |
| 7.55 | 6.58 | 8.495 | 7.6 | الاثاث والتجهيزات المنزلية واعمال الصيانة الاعتيادية للبيوت | 05 | House Supplies , Appliances & Maintenance |
| 4.005 | 4.417 | 3.472 | 3.932 | الصحة | 06 | Health |
| 21.849 | 21.493 | 22.556 | 22.021 | النقل | 07 | Transportation |
| 3.166 | 2.86 | 2.587 | 2.801 | الاتصالات | 08 | Communications |
| 3.515 | 2.588 | 2.877 | 2.892 | الترفيه والثقافة | 09 | Recreation and Culture |
| 0.819 | 0.856 | 0.487 | 0.688 | التعليم | 10 | Education |
| 2.357 | 2.492 | 1.511 | 2.038 | المطاعم والفنادق | 11 | Restaurants |
| 6.72 | 5.177 | 5.158 | 5.468 | سلع وخدمات متنوعة | 12 | Misc. Services and Goods |
| 100.000 | 100.000 | 100.000 | 100.000 | | | |

CPI in Kurdistan Region Oct/ 2016

| | Divisions | كانون الاول | تشرين الثاني | تشرين الاول | أيلول | أب | تموز | حزيران | ايار | نيسان | آذار | شباط | كانون الثاني | القسم / المجموعة الرئيسية / المجموعة الفرعية | |
|------------|--|-------------|--------------|-------------|-------|-------|-------|--------|-------|-------|-------|-------|--------------|--|------------|
| | | Dec | Nov | Oct | Sep | Aug | Jul | Jun | May | April | Mar | Feb | Jan | | |
| | | 2016 | 2016 | 2016 | 2016 | 2016 | 2016 | 2016 | 2016 | 2016 | 2016 | 2016 | 2016 | | |
| 1 | Food and Non-Alcoholic Beverages | | | 90.7 | 90.8 | 90.1 | 89.9 | 89.8 | 91.4 | 93.7 | 94.7 | 95.2 | 98.8 | الإغذية والمشروبات غير الكحولية | 1 |
| 11 | Food | | | 91.7 | 91.9 | 91.1 | 91.6 | 90.2 | 93.0 | 95.3 | 96.4 | 96.4 | 99.2 | الإغذية | 11 |
| 111 | Cereals and their products | | | 100.1 | 100.0 | 97.4 | 98.8 | 98.7 | 98.9 | 98.8 | 98.8 | 99.1 | 101.9 | الخبز والحبوب | 111 |
| 112 | Meats | | | 92.8 | 93.6 | 93.2 | 91.4 | 91.5 | 91.4 | 91.8 | 93.9 | 96.0 | 98.7 | اللحوم | 112 |
| 113 | Fish | | | 78.4 | 79.3 | 78.8 | 78.8 | 78.8 | 79.4 | 79.1 | 79.1 | 79.3 | 80.1 | الأسماك | 113 |
| 114 | Yogurt, Cheese and Eggs | | | 88.1 | 89.1 | 88.9 | 88.4 | 88.3 | 88.5 | 89.5 | 90.9 | 92.2 | 95.0 | اللبين والجبن والبيض | 114 |
| 115 | Oils and Fats | | | 96.8 | 96.8 | 96.7 | 97.4 | 97.4 | 97.6 | 97.6 | 97.8 | 98.2 | 99.8 | الزيوت والدهون | 115 |
| 116 | Fruits | | | 88.9 | 91.5 | 89.6 | 88.4 | 89.7 | 92.9 | 99.8 | 97.5 | 95.7 | 105.4 | الفواكه | 116 |
| 117 | Vegetables | | | 83.4 | 81.2 | 80.0 | 84.0 | 80.6 | 86.9 | 93.4 | 97.4 | 95.8 | 100.0 | الخضراوات | 117 |
| 118 | Sugar and Sugar Products | | | 93.1 | 93.1 | 93.1 | 94.3 | 94.0 | 92.3 | 92.3 | 90.3 | 90.7 | 91.6 | السكر والمنتجات السكرية | 118 |
| 119 | Other Food Products | | | 106.5 | 106.6 | 106.0 | 107.5 | 112.7 | 112.8 | 112.8 | 112.9 | 112.5 | 111.5 | منتجات الأغذية الأخرى | 119 |
| 12 | Non-Alcoholic Beverages | | | 114.0 | 114.0 | 113.6 | 109.8 | 109.8 | 114.1 | 114.1 | 109.9 | 114.2 | 112.3 | المشروبات غير الكحولية | 12 |
| 2 | Alcoholic beverages & Tobacco | | | 121.1 | 121.1 | 121.1 | 121.1 | 121.1 | 121.1 | 121.1 | 121.1 | 121.1 | 121.1 | المشروبات الكحولية و التبغ | 2 |
| 3 | Clothes and Footwear | | | 98.4 | 98.5 | 99.3 | 99.9 | 99.1 | 99.2 | 99.6 | 101.9 | 102.8 | 106.2 | الملابس والأحذية | 3 |
| 31 | Clothes | | | 99.1 | 99.2 | 101.0 | 107.8 | 106.7 | 104.8 | 97.8 | 97.9 | 108.2 | 98.9 | الملابس | 31 |
| 311 | Cloth Fabrics | | | 100.1 | 100.1 | 100.3 | 106.5 | 106.5 | 106.6 | 99.3 | 98.6 | 103.4 | 106.7 | مواد الملابس | 311 |
| 312 | Sewing Clothes Services | | | 98.8 | 98.8 | 98.0 | 99.0 | 99.0 | 96.7 | 96.4 | 96.4 | 99.7 | 104.0 | خدمات خياطة الملابس | 312 |
| 313 | Men's Readymade Wear | | | 92.4 | 92.5 | 95.9 | 100.4 | 100.0 | 98.4 | 90.3 | 91.9 | 102.0 | 104.9 | ملابس رجالية جاهزة | 313 |
| 314 | Ladies' Readymade Wear | | | 64.6 | 64.6 | 66.4 | 66.3 | 67.0 | 67.7 | 64.7 | 65.2 | 73.3 | 74.4 | ملابس نسائية جاهزة | 314 |
| 315 | Children's Readymade Wear | | | 74.2 | 74.2 | 74.3 | 81.4 | 81.4 | 77.6 | 80.0 | 77.5 | 81.0 | 86.5 | ملابس اطفال جاهزة | 315 |
| 316 | Clothes Cleaning | | | 113.0 | 113.0 | 113.0 | 119.7 | 119.7 | 111.7 | 105.1 | 118.1 | 125.6 | 125.6 | تنظيف الملابس | 316 |
| 32 | Footwear | | | 96.5 | 95.9 | 95.7 | 97.9 | 97.9 | 86.6 | 95.7 | 94.2 | 104.0 | 103.8 | الأحذية | 32 |

Continued

| ت | القسم / المجموعة الرئيسية / المجموعة الفرعية | كانون الثاني | شباط | آذار | نيسان | ايار | حزيران | تموز | آب | أيلول | تشرين الاول | تشرين الثاني | كانون الاول | | | | | | | | |
|-----|--|--------------|------|------|-------|------|--------|------|------|-------|-------------|--------------|-------------|-------|-------|-------|-------|-------|-------|--------------------------------------|-----|
| | | Jan | Feb | Mar | April | May | Jun | Jul | Aug | Sep | Oct | Nov | Dec | | | | | | | | |
| | | 2016 | 2016 | 2016 | 2016 | 2016 | 2016 | 2016 | 2016 | 2016 | 2016 | 2016 | 2016 | | | | | | | | |
| 4 | Housing, Water, Electricity & LPG | | | | | | | | | 110.6 | 110.4 | 112.2 | 111.1 | 110.3 | 110.7 | 111.2 | 115.9 | 117.2 | 117.6 | السكن ، المياه ، الكهرباء، الغاز | 4 |
| 411 | Rent | | | | | | | | | 114.6 | 114.5 | 114.5 | 114.5 | 115.6 | 115.6 | 115.6 | 120.6 | 120.8 | 120.6 | الاجار | 411 |
| 412 | House Maintenance and Services | | | | | | | | | 97.8 | 104.5 | 104.5 | 104.5 | 104.5 | 104.5 | 104.5 | 104.5 | 112.0 | 106.1 | صيانة وخدمات المسكن | 412 |
| 413 | Electricity and Water Supply | | | | | | | | | 82.9 | 87.2 | 91.3 | 71.2 | 71.9 | 67.7 | 68.9 | 79.2 | 82.8 | 94.5 | امدادات المياه والكهرباء | 413 |
| 414 | Fuels(gasoline, kerosene and LPG) | | | | | | | | | 9.61 | 86.2 | 86.4 | 85.8 | 88.6 | 84.5 | 84.1 | 84.2 | 87.1 | 83.9 | الوقود(البنزين و النفط و الغاز) | 414 |
| 5 | House Supplies , Appliances & Maintenance | | | | | | | | | 93.2 | 91.8 | 92.4 | 91.3 | 93.4 | 91.9 | 87.2 | 91.5 | 95.1 | 96.1 | التجهيزات والمعدات المنزلية والصيانة | 5 |
| 51 | Furniture & Equipment | | | | | | | | | 85.1 | 84.6 | 90.1 | 84.5 | 88.3 | 90.9 | 95.8 | 81.3 | 87.2 | 87.9 | الاثاث والتجهيزات | 51 |
| 52 | Home Appliances | | | | | | | | | 93.8 | 92.3 | 92.3 | 91.3 | 93.4 | 91.9 | 87.2 | 91.5 | 95.1 | 96.1 | الاجهزة المنزلية | 52 |
| 6 | Health | | | | | | | | | 107.9 | 108.5 | 107.9 | 107.7 | 108.1 | 107.7 | 107.9 | 104.2 | 112.0 | 109.8 | الصحة | 6 |
| 7 | Transportation | | | | | | | | | 95.8 | 95.5 | 93.2 | 93.9 | 94.4 | 91.8 | 90.7 | 90.2 | 94.3 | 95.1 | النقل | 7 |
| 8 | Communications | | | | | | | | | 96.0 | 96.0 | 96.9 | 97.4 | 97.3 | 98.0 | 90.0 | 85.9 | 94.7 | 93.6 | الاتصال | 8 |
| 9 | Recreation and Culture | | | | | | | | | 85.7 | 91.7 | 91.6 | 93.0 | 94.3 | 92.8 | 93.5 | 97.6 | 99.2 | 95.8 | الترفيه والثقافة | 9 |
| 10 | Education | | | | | | | | | 112.3 | 112.3 | 110.8 | 111.8 | 111.3 | 112.0 | 112.0 | 111.7 | 115.1 | 115.1 | التعليم | 10 |
| 11 | Restaurants | | | | | | | | | 95.6 | 97.5 | 97.6 | 96.9 | 102.5 | 95.3 | 100.1 | 101.5 | 101.6 | 100.1 | المطاعم | 11 |
| 12 | Misc. Services and Goods | | | | | | | | | 91.2 | 93.0 | 94.8 | 92.4 | 92.5 | 91.6 | 87.2 | 91.5 | 91.4 | 89.7 | السلع والخدمات المتنوعة | 12 |
| 0 | General Index Number | | | | | | | | | 95.9 | 96.5 | 97.0 | 96.6 | 96.6 | 96.0 | 95.8 | 95.9 | 99.2 | 99.7 | الرقم القياسي العام | 0 |

CPI in Erbil governorate Oct 2016

| ت | القسم / المجموعة الرئيسية / المجموعة الفرعية | كانون الثاني | شباط | آذار | نيسان | ايار | حزيران | تموز | اب | أيلول | تشرين الاول | تشرين الثاني | كانون الاول | | | | | | | | |
|-----|--|--------------|------|------|-------|------|--------|------|------|-------|-------------|--------------|-------------|-------|-------|-------|-------|-------|-------|---------------------------------|-----|
| | | Jan | Feb | Mar | April | May | Jun | Jul | Aug | Sep | Oct | Nov | Dec | | | | | | | | |
| | | 2016 | 2016 | 2016 | 2016 | 2016 | 2016 | 2016 | 2016 | 2016 | 2016 | 2016 | 2016 | | | | | | | | |
| 1 | Food and Non-Alcoholic Beverages | | | | | | | | | 87.5 | 87.4 | 86.7 | 87.2 | 86.7 | 87.8 | 87.9 | 91.3 | 91.4 | 99.9 | الاغذية والمشروبات غير الكحولية | 1 |
| 11 | Food | | | | | | | | | 88.1 | 88.1 | 87.1 | 88.4 | 88.0 | 89.2 | 89.4 | 92.5 | 92.7 | 101.5 | الاغذية | 11 |
| 111 | Cereals and their products | | | | | | | | | 97.4 | 97.4 | 90.3 | 93.9 | 93.9 | 94.0 | 94.0 | 94.0 | 94.0 | 98.9 | الخبز والحبوب | 111 |
| 112 | Meats | | | | | | | | | 90.9 | 90.9 | 90.6 | 86.0 | 86.0 | 86.0 | 86.0 | 90.3 | 91.3 | 96.2 | اللحوم | 112 |
| 113 | Fish | | | | | | | | | 83.7 | 83.7 | 83.7 | 83.7 | 83.7 | 83.7 | 83.7 | 83.7 | 83.7 | 83.7 | 83.7 | 113 |
| 114 | Yogurt, Cheese and Eggs | | | | | | | | | 88.0 | 88.0 | 88.1 | 86.8 | 86.4 | 86.4 | 88.2 | 92.2 | 92.6 | 95.0 | اللبن والجبن والبيض | 114 |
| 115 | Oils and Fats | | | | | | | | | 95.6 | 95.6 | 95.5 | 97.2 | 97.2 | 97.2 | 97.2 | 97.8 | 98.3 | 102.5 | الزيوت والدهون | 115 |
| 116 | Fruits | | | | | | | | | 90.3 | 92.2 | 90.8 | 90.2 | 91.4 | 98.5 | 98.5 | 92.9 | 88.5 | 122.8 | الفواكه | 116 |
| 117 | Vegetables | | | | | | | | | 75.0 | 73.4 | 77.1 | 83.7 | 79.7 | 80.4 | 80.4 | 92.9 | 94.9 | 103.0 | الخضراوات | 117 |
| 118 | Sugar and Sugar Products | | | | | | | | | 88.4 | 88.4 | 88.4 | 91.8 | 91.8 | 91.8 | 91.8 | 86.4 | 86.4 | 88.2 | السكر والمنتجات السكرية | 118 |
| 119 | Other Food Products | | | | | | | | | 94.1 | 94.1 | 92.4 | 96.0 | 110.5 | 110.5 | 110.5 | 110.6 | 110.6 | 109.3 | منتجات الاغذية الاخرى | 119 |
| 12 | Non-Alcoholic Beverages | | | | | | | | | 107.3 | 107.3 | 106.1 | 107.3 | 107.3 | 107.3 | 107.3 | 107.3 | 107.3 | 103.3 | المشروبات غير الكحولية | 12 |
| 2 | Alcoholic beverages & Tobacco | | | | | | | | | 129.7 | 129.7 | 129.7 | 129.7 | 129.7 | 129.7 | 129.7 | 129.7 | 129.7 | 129.7 | المشروبات الكحولية و التبغ | 2 |
| 3 | Clothes and Footwear | | | | | | | | | 85.2 | 85.2 | 87.8 | 91.7 | 91.7 | 91.7 | 91.7 | 91.8 | 91.9 | 97.3 | الملابس والاحذية | 3 |
| 31 | Clothes | | | | | | | | | 81.4 | 81.4 | 84.5 | 89.1 | 89.1 | 89.1 | 89.1 | 89.1 | 89.2 | 95.5 | الملابس | 31 |
| 311 | Cloth Fabrics | | | | | | | | | 108.5 | 108.5 | 108.8 | 106.4 | 106.4 | 106.4 | 106.4 | 106.4 | 106.4 | 114.7 | مواد الملابس | 311 |
| 312 | Sewing Clothes Services | | | | | | | | | 89.2 | 89.2 | 89.2 | 91.8 | 91.8 | 91.8 | 91.8 | 91.8 | 91.8 | 98.3 | خدمات خياطة الملابس | 312 |
| 313 | Men's Readymade Wear | | | | | | | | | 79.8 | 79.8 | 85.7 | 97.1 | 97.1 | 97.1 | 97.1 | 97.3 | 97.3 | 99.6 | ملابس رجالية جاهزة | 313 |
| 314 | Ladies' Readymade Wear | | | | | | | | | 63.2 | 63.2 | 66.2 | 64.9 | 64.9 | 64.9 | 64.9 | 64.1 | 65.0 | 72.1 | ملابس نسائية جاهزة | 314 |
| 315 | Children's Readymade Wear | | | | | | | | | 70.7 | 70.7 | 71.6 | 79.8 | 79.8 | 79.8 | 79.8 | 80.9 | 79.8 | 93.3 | ملابس اطفال جاهزة | 315 |
| 316 | Clothes Cleaning | | | | | | | | | 117.0 | 117.0 | 117.0 | 117.0 | 117.0 | 117.0 | 117.0 | 117.0 | 117.0 | 117.0 | تنظيف الملابس | 316 |
| 32 | Footwear | | | | | | | | | 106.9 | 106.9 | 106.6 | 106.4 | 106.4 | 106.4 | 106.4 | 106.9 | 107.1 | 107.6 | الاحذية | 32 |

Continued

| | Divisions | كانون الاول | تشرين الثاني | تشرين الاول | أيلول | اب | تموز | حزيران | ايار | نيسان | آذار | شباط | كانون الثاني | القسم / المجموعة الرئيسية / المجموعة الفرعية | |
|-----|---|-------------|--------------|-------------|-------|-------|-------|--------|-------|-------|-------|-------|--------------|--|-----|
| | | Dec | Nov | Oct | Sep | Aug | Jul | Jun | May | April | Mar | Feb | Jan | | |
| | | 2016 | 2016 | 2016 | 2016 | 2016 | 2016 | 2016 | 2016 | 2016 | 2016 | 2016 | 2016 | | |
| 4 | Housing, Water, Electricity & LPG | | | 103.4 | 104.3 | 106.3 | 106.7 | 107.7 | 107.7 | 108.0 | 110.7 | 112.8 | 111.2 | السكن، المياه، الكهرباء، الغاز | 4 |
| 411 | Rent | | | 107.4 | 106.9 | 106.9 | 106.9 | 111.5 | 111.5 | 111.5 | 114.2 | 114.7 | 114.2 | الإيجار | 411 |
| 412 | House Maintenance and Services | | | 93.1 | 93.1 | 93.1 | 93.1 | 93.1 | 93.1 | 93.1 | 93.1 | 93.1 | 93.1 | صيانة و خدمات المسكن | 412 |
| 413 | Electricity and Water Supply | | | 89.4 | 117.7 | 141.4 | 165.0 | 112.2 | 122.5 | 122.5 | 106.5 | 136.7 | 115.1 | امدادات المياه والكهرباء | 413 |
| 414 | Fuels(gasoline, kerosene and LPG) | | | 82.0 | 82.0 | 82.0 | 82.0 | 90.0 | 82.0 | 82.0 | 78.4 | 81.5 | 73.1 | الوقود(البنزين و النفط و الغاز) | 414 |
| 5 | House Supplies , Appliances & Maintenance | | | 98.4 | 95.0 | 96.2 | 95.3 | 100.9 | 95.3 | 95.3 | 96.2 | 96.2 | 100.7 | التجهيزات والمعدات المنزلية والصيانة | 5 |
| 51 | Furniture & Equipment | | | 73.3 | 71.9 | 87.4 | 71.8 | 82.4 | 71.8 | 71.8 | 73.8 | 73.8 | 82.5 | الأثاث و التجهيزات | 51 |
| 52 | Home Appliances | | | 98.4 | 95.0 | 96.2 | 95.3 | 100.9 | 95.3 | 95.3 | 96.2 | 96.2 | 100.7 | الأجهزة المنزلية | 52 |
| 6 | Health | | | 97.8 | 98.8 | 97.3 | 98.6 | 99.0 | 98.6 | 98.6 | 98.6 | 98.6 | 99.0 | الصحة | 6 |
| 7 | Transportation | | | 92.9 | 92.7 | 88.9 | 91.9 | 93.5 | 92.6 | 88.8 | 88.5 | 88.3 | 89.5 | النقل | 7 |
| 8 | Communications | | | 94.7 | 94.7 | 94.7 | 95.6 | 95.6 | 95.6 | 92.8 | 80.2 | 93.4 | 95.6 | الاتصال | 8 |
| 9 | Recreation and Culture | | | 82.5 | 93.6 | 93.3 | 97.1 | 100.4 | 96.3 | 96.6 | 96.7 | 96.6 | 88.5 | الترفيه و الثقافة | 9 |
| 10 | Education | | | 105.4 | 105.4 | 101.2 | 104.0 | 102.7 | 105.4 | 104.4 | 103.7 | 105.4 | 105.4 | التعليم | 10 |
| 11 | Restaurants | | | 102.5 | 107.6 | 107.9 | 105.6 | 109.1 | 102.0 | 101.9 | 101.9 | 102.0 | 102.0 | المطاعم | 11 |
| 12 | Misc. Services and Goods | | | 86.0 | 87.3 | 93.4 | 89.3 | 89.8 | 87.1 | 87.1 | 81.7 | 85.0 | 83.0 | السلع والخدمات المتنوعة | 12 |
| 0 | General Index Number | | | 92.3 | 93.6 | 94.0 | 94.9 | 95.2 | 94.3 | 93.4 | 93.9 | 95.4 | 97.2 | الرقم القياسي العام | 0 |

CPI in Sulaimania governorate Oct 2016

| | Divisions | كانون الاول | تشرين الثاني | تشرين الاول | أيلول | أب | تموز | حزيران | ايار | نيسان | آذار | شباط | كانون الثاني | القسم / المجموعة الرئيسية / المجموعة الفرعية | ت |
|----------|--|-------------|--------------|-------------|-------|-------|-------|--------|-------|-------|-------|-------|--------------|--|----------|
| | | Dec | Nov | Oct | Sep | Aug | Jul | Jun | May | April | Mar | Feb | Jan | | |
| | | 2016 | 2016 | 2016 | 2016 | 2016 | 2016 | 2016 | 2016 | 2016 | 2016 | 2016 | 2016 | | |
| 1 | Food and Non-Alcoholic Beverages | | | 94.1 | 94.3 | 93.9 | 93.3 | 93.3 | 94.1 | 99.1 | 98.7 | 99.8 | 98.2 | الإغذية والمشروبات غير الكحولية | 1 |
| 11 | Food | | | 93.0 | 93.2 | 92.8 | 92.6 | 89.8 | 93.0 | 98.2 | 98.2 | 99.0 | 97.3 | الإغذية | 11 |
| 111 | Cereals and their products | | | 101.9 | 101.9 | 101.9 | 101.9 | 101.9 | 101.5 | 101.5 | 101.5 | 101.9 | 101.4 | الخبز والحبوب | 111 |
| 112 | Meats | | | 95.7 | 95.7 | 95.7 | 95.7 | 95.7 | 95.6 | 95.8 | 96.8 | 101.7 | 101.7 | اللحوم | 112 |
| 113 | Fish | | | 66.5 | 66.5 | 66.5 | 66.5 | 66.5 | 66.5 | 66.5 | 66.5 | 66.5 | 66.5 | الأسماك | 113 |
| 114 | Yogurt, Cheese and Eggs | | | 89.3 | 89.3 | 89.3 | 89.3 | 89.3 | 89.3 | 89.3 | 89.3 | 91.6 | 91.5 | اللبن والجبن والبيض | 114 |
| 115 | Oils and Fats | | | 95.7 | 95.7 | 95.7 | 95.7 | 95.7 | 95.7 | 95.7 | 95.7 | 96.1 | 96.1 | الزيوت والدهون | 115 |
| 116 | Fruits | | | 92.4 | 94.5 | 93.1 | 91.6 | 92.7 | 93.9 | 110.9 | 109.7 | 109.2 | 101.9 | الفواكه | 116 |
| 117 | Vegetables | | | 91.2 | 90.5 | 89.6 | 89.6 | 88.9 | 91.0 | 105.6 | 104.6 | 99.3 | 97.0 | الخضراوات | 117 |
| 118 | Sugar and Sugar Products | | | 96.1 | 96.1 | 96.1 | 96.1 | 95.3 | 91.3 | 91.3 | 91.3 | 92.3 | 92.3 | السكر والمنتجات السكرية | 118 |
| 119 | Other Food Products | | | 123.8 | 123.8 | 123.8 | 123.8 | 123.8 | 123.8 | 123.8 | 123.8 | 123.8 | 123.8 | منتجات الأغذية الأخرى | 119 |
| 12 | Non-Alcoholic Beverages | | | 120.2 | 120.2 | 120.2 | 110.2 | 110.2 | 120.2 | 120.2 | 110.8 | 120.9 | 120.2 | المشروبات غير الكحولية | 12 |
| 2 | Alcoholic beverages & Tobacco | | | 110.0 | 110.0 | 110.0 | 110.0 | 110.0 | 110.0 | 110.0 | 110.0 | 110.0 | 110.0 | المشروبات الكحولية و التبغ | 2 |
| 3 | Clothes and Footwear | | | 109.0 | 109.0 | 109.0 | 107.0 | 105.1 | 105.3 | 106.4 | 111.7 | 113.3 | 113.8 | الملابس والأحذية | 3 |
| 31 | Clothes | | | 112.5 | 112.5 | 114.7 | 126.2 | 123.9 | 119.5 | 103.2 | 103.5 | 127.2 | 96.4 | الملابس | 31 |
| 311 | Cloth Fabrics | | | 86.6 | 86.6 | 86.6 | 103.5 | 103.5 | 102.2 | 86.6 | 84.9 | 96.3 | 96.3 | مواد الملابس | 311 |
| 312 | Sewing Clothes Services | | | 91.0 | 91.0 | 91.0 | 91.0 | 91.0 | 91.0 | 91.0 | 91.0 | 98.9 | 98.9 | خدمات خياطة الملابس | 312 |
| 313 | Men's Readymade Wear | | | 94.5 | 94.5 | 97.8 | 97.8 | 97.8 | 93.4 | 74.3 | 77.8 | 100.5 | 98.9 | ملابس رجالية جاهزة | 313 |
| 314 | Ladies' Readymade Wear | | | 64.3 | 64.3 | 66.2 | 67.0 | 68.8 | 70.4 | 63.4 | 65.4 | 83.6 | 78.0 | ملابس نسائية جاهزة | 314 |
| 315 | Children's Readymade Wear | | | 66.9 | 66.9 | 66.9 | 76.5 | 76.5 | 67.3 | 73.3 | 66.9 | 76.3 | 76.3 | ملابس اطفال جاهزة | 315 |
| 316 | Clothes Cleaning | | | 125.7 | 125.7 | 125.7 | 141.4 | 141.4 | 122.5 | 107.0 | 137.7 | 155.3 | 155.3 | تنظيف الملابس | 316 |
| 32 | Footwear | | | 91.7 | 89.9 | 89.9 | 95.3 | 68.5 | 90.1 | 152.3 | 152.3 | 152.4 | 149.7 | الأحذية | 32 |

Continued

| | Divisions | كانون الاول | تشرين الثاني | تشرين الاول | أيلول | أب | تموز | حزيران | ايار | نيسان | آذار | شباط | كانون الثاني | القسم / المجموعه الرئيسيّه / المجموعه الفرعيّه | ت |
|-----|---|----------------|-----------------|----------------|-------|-------|-------|--------|-------|-------|-------|-------|-----------------|--|-----|
| | | Dec | Nov | Oct | Sep | Aug | Jul | Jun | May | April | Mar | Feb | Jan | | |
| | | 2016 | 2016 | 2016 | 2016 | 2016 | 2016 | 2016 | 2016 | 2016 | 2016 | 2016 | 2016 | | |
| 4 | Housing, Water, Electricity & LPG | | | 117.0 | 114.8 | 117.0 | 114.5 | 112.3 | 112.5 | 113.8 | 120.6 | 122.1 | 123.9 | السكن ، المياه ، الكهرباء، الغاز | 4 |
| 411 | Rent | | | 121.1 | 121.1 | 121.1 | 121.1 | 118.4 | 118.4 | 118.4 | 126.3 | 126.3 | 126.3 | الايجار | 411 |
| 412 | House Maintenance and Services | | | 87.2 | 102.8 | 102.8 | 102.8 | 102.8 | 102.8 | 102.8 | 102.8 | 120.6 | 120.6 | صيانة وخدمات المسكن | 412 |
| 413 | Electricity and Water Supply | | | 137.5 | 137.5 | 143.0 | 102.5 | 97.3 | 95.6 | 96.9 | 112.9 | 114.5 | 142.1 | امدادات المياه والكهرباء | 413 |
| 414 | Fuels(gasoline, kerosene and LPG) | | | 99.3 | 87.8 | 88.0 | 87.3 | 86.1 | 86.1 | 86.4 | 89.3 | 93.1 | 93.1 | الوقود(البنزين و النفط و الغاز) | 414 |
| 5 | House Supplies , Appliances & Maintenance | | | 87.8 | 87.5 | 87.9 | 86.0 | 86.0 | 87.6 | 78.2 | 86.1 | 94.6 | 93.3 | التجهيزات والمعدات المنزلية والصيانة | 5 |
| 51 | Furniture & Equipment | | | 86.1 | 86.2 | 85.7 | 85.6 | 85.6 | 100.8 | 112.3 | 76.4 | 90.1 | 85.3 | الاثاث والتجهيزات | 51 |
| 52 | Home Appliances | | | 89.4 | 88.6 | 87.6 | 86.0 | 86.0 | 87.6 | 78.2 | 86.1 | 94.6 | 93.3 | الاجهزة المنزلية | 52 |
| 6 | Health | | | 105.0 | 105.6 | 105.6 | 104.5 | 104.5 | 104.5 | 105.1 | 96.2 | 114.7 | 113.0 | الصحة | 6 |
| 7 | Transportation | | | 97.7 | 97.6 | 97.6 | 96.5 | 96.3 | 89.2 | 89.3 | 88.5 | 98.8 | 98.6 | النقل | 7 |
| 8 | Communications | | | 93.5 | 93.5 | 93.6 | 93.6 | 93.7 | 94.7 | 93.7 | 95.0 | 101.5 | 101.8 | الاتصال | 8 |
| 9 | Recreation and Culture | | | 83.8 | 84.6 | 84.6 | 84.6 | 85.0 | 84.4 | 85.7 | 93.7 | 98.4 | 97.9 | الترفيه والثقافة | 9 |
| 10 | Education | | | 118.6 | 118.6 | 118.6 | 118.6 | 118.6 | 118.6 | 118.6 | 118.6 | 125.1 | 125.1 | التعليم | 10 |
| 11 | Restaurants | | | 86.9 | 86.9 | 86.9 | 86.9 | 97.3 | 86.9 | 97.3 | 107.0 | 107.3 | 103.9 | المطاعم | 11 |
| 12 | Misc. Services and Goods | | | 94.4 | 96.5 | 96.9 | 94.8 | 94.6 | 94.3 | 84.7 | 91.5 | 89.1 | 88.5 | السلع والخدمات المتنوعة | 12 |
| 0 | General Index Number | | | 98.08 | 98.1 | 97.5 | 96.8 | 96.6 | 95.1 | 95.7 | 95.0 | 101.4 | 100.7 | الرقم القياسي العام | 0 |

CPI in Duhok governorate Oct 2016

| رقم | القسم / المجموعة الرئيسية / المجموعة الفرعية | كانون الثاني | شباط | آذار | نيسان | ايار | حزيران | تموز | اب | أيلول | تشرين الاول | تشرين الثاني | كانون الاول | رقم | | | | | | | | | |
|----------|--|--------------|------|------|-------|------|--------|------|------|-------|-------------|--------------|-------------|-------|-------|-------|-------|-------|-------|-------|---|-----------------------------------|----------|
| | | Jan | Feb | Mar | April | May | Jun | Jul | Aug | Sep | Oct | Nov | Dec | | | | | | | | | | |
| | | 2016 | 2016 | 2016 | 2016 | 2016 | 2016 | 2016 | 2016 | 2016 | 2016 | 2016 | 2016 | | | | | | | | | | |
| 1 | Food and Non-Alcoholic Beverages | | | | | | | | | | 89.3 | 89.9 | 88.2 | 87.9 | 88.3 | 92.3 | 92.9 | 92.9 | 92.6 | 98.0 | الاعذية و المشروبات غير الكحولية | 1 | |
| 11 | Food | | | | | | | | | | 95.2 | 95.9 | 94.8 | 95.3 | 95.8 | 99.9 | 99.7 | 99.7 | 97.7 | 99.1 | الاعذية | 11 | |
| 111 | Cereals and their products | | | | | | | | | | 100.9 | 100.7 | 100.8 | 101.0 | 101.5 | 102.4 | 101.9 | 102.0 | 102.6 | 108.5 | الخبز والحبوب | 111 | |
| 112 | Meats | | | | | | | | | | 90.1 | 94.0 | 92.7 | 92.2 | 91.3 | 92.6 | 94.2 | 94.6 | 92.7 | 96.8 | اللحوم | 112 | |
| 113 | Fish | | | | | | | | | | 93.1 | 97.5 | 95.3 | 95.3 | 96.1 | 98.3 | 96.6 | 96.6 | 97.7 | 101.6 | الاسماك | 113 | |
| 114 | Yogurt, Cheese and Eggs | | | | | | | | | | 85.7 | 90.6 | 89.7 | 89.4 | 90.7 | 90.9 | 92.5 | 91.9 | 92.7 | 102.1 | اللبن والجبن والبيض | 114 | |
| 115 | Oils and Fats | | | | | | | | | | 101.1 | 101.1 | 101.1 | 101.0 | 101.1 | 102.0 | 102.1 | 102.1 | 102.2 | 102.4 | الزيوت والدهون | 115 | |
| 116 | Fruits | | | | | | | | | | 79.0 | 84.1 | 80.6 | 78.7 | 74.8 | 80.7 | 79.1 | 80.6 | 81.0 | 81.5 | الفواكه | 116 | |
| 117 | Vegetables | | | | | | | | | | 82.5 | 76.1 | 65.3 | 72.8 | 76.5 | 89.9 | 91.4 | 90.6 | 90.3 | 100.5 | الخضراوات | 117 | |
| 118 | Sugar and Sugar Products | | | | | | | | | | 95.1 | 95.1 | 95.1 | 95.2 | 95.3 | 95.3 | 95.3 | 95.3 | 95.3 | 96.2 | السكر والمنتجات السكرية | 118 | |
| 119 | Other Food Products | | | | | | | | | | 93.2 | 93.7 | 93.7 | 94.4 | 94.4 | 94.4 | 94.4 | 94.4 | 92.6 | 90.3 | منتجات الاعذية الاخرى | 119 | |
| 12 | Non-Alcoholic Beverages | | | | | | | | | | 113.4 | 113.4 | 113.4 | 113.3 | 113.4 | 113.4 | 112.7 | 112.7 | 112.0 | 112.0 | المشروبات غير الكحولية | 12 | |
| 2 | Alcoholic beverages& Tobacco | | | | | | | | | | 128.6 | 128.6 | 128.6 | 128.6 | 128.6 | 128.6 | 128.6 | 128.6 | 128.6 | 128.6 | 128.6 | المشروبات الكحولية و التبغ | 2 |
| 3 | Clothes and Footwear | | | | | | | | | | 100.4 | 100.6 | 99.7 | 100.3 | 98.0 | 99.9 | 99.7 | 99.6 | 100.6 | 106.4 | الملابس والاحذية | 3 | |
| 31 | Clothes | | | | | | | | | | 103.4 | 103.5 | 102.6 | 103.2 | 100.5 | 102.7 | 102.5 | 102.4 | 103.3 | 110.0 | الملابس | 31 | |
| 311 | Cloth Fabrics | | | | | | | | | | 112.9 | 112.9 | 113.0 | 112.8 | 100.0 | 116.1 | 112.6 | 112.6 | 112.6 | 114.0 | مواد الملابس | 311 | |
| 312 | Sewing Clothes Services | | | | | | | | | | 132.1 | 132.1 | 128.3 | 128.3 | 109.7 | 117.3 | 115.5 | 115.5 | 115.5 | 124.8 | خدمات خياطة الملابس | 312 | |
| 313 | Men's Readymade Wear | | | | | | | | | | 110.8 | 111.1 | 110.0 | 111.7 | 113.0 | 111.1 | 111.2 | 111.2 | 113.7 | 126.4 | ملابس رجالية جاهزة | 313 | |
| 314 | Ladies' Readymade Wear | | | | | | | | | | 67.9 | 68.0 | 66.9 | 67.3 | 67.4 | 67.1 | 66.9 | 66.8 | 67.1 | 71.2 | ملابس نسائية جاهزة | 314 | |
| 315 | Children's Readymade Wear | | | | | | | | | | 95.5 | 95.5 | 94.1 | 94.1 | 95.6 | 94.6 | 94.1 | 93.1 | 92.6 | 95.1 | ملابس اطفال جاهزة | 315 | |
| 316 | Clothes Cleaning | | | | | | | | | | 80.0 | 80.0 | 80.0 | 80.0 | 80.0 | 80.0 | 80.0 | 80.0 | 80.0 | 80.0 | 80.0 | تنظيف الملابس | 316 |
| 32 | Footwear | | | | | | | | | | 88.1 | 88.6 | 88.0 | 88.0 | 88.3 | 88.3 | 88.2 | 88.2 | 89.8 | 90.8 | الاحذية | 32 | |

Continued

| ت | القسم / المجموعة الرئيسية / المجموعة الفرعية | كانون الثاني | شباط | آذار | نيسان | ايار | حزيران | تموز | اب | أيلول | تشرين الأول | تشرين الثاني | كانون الأول | Divisions | ت |
|-----|--|--------------|-------|-------|-------|-------|--------|-------|-------|-------|-------------|--------------|-------------|--|-----------|
| | | Jan | Feb | Mar | April | May | Jun | Jul | Aug | Sep | Oct | Nov | Dec | | |
| | | 2016 | 2016 | 2016 | 2016 | 2016 | 2016 | 2016 | 2016 | 2016 | 2016 | 2016 | 2016 | | |
| 4 | السكن ، المياه ، الكهرباء ، الغاز | 116.3 | 115.2 | 115.3 | 111.8 | 112.2 | 111.0 | 111.8 | 112.7 | 112.2 | 110.3 | | | 4 Housing, Water, Electricity & LPG | 4 |
| 411 | الإيجار | 120.5 | 120.5 | 120.5 | 117.3 | 117.3 | 117.3 | 117.3 | 114.7 | 114.7 | 114.3 | | | 411 Rent | 411 |
| 412 | صيانة وخدمات المسكن | 99.6 | 128.2 | 128.2 | 128.2 | 128.2 | 128.2 | 128.2 | 128.2 | 128.2 | 128.2 | | | 412 House Maintenance and Services | 412 |
| 413 | امدادات المياه والكهرباء | 165.5 | 165.5 | 151.6 | 134.3 | 131.4 | 120.4 | 134.2 | 148.1 | 139.5 | 118.6 | | | 413 Electricity and Water Supply | 413 |
| 414 | الوقود (البنزين و النفط و الغاز) | 84.3 | 84.6 | 84.0 | 83.2 | 85.5 | 85.5 | 89.5 | 91.0 | 90.6 | 92.8 | | | 414 Fuels(gasoline, kerosene and LPG) | 414 |
| 5 | التجهيزات والمعدات المنزلية والصيانة | 93.7 | 94.3 | 94.4 | 91.4 | 94.9 | 94.9 | 94.9 | 95.0 | 94.9 | 94.9 | | | 5 House Supplies , Appliances & Maintenance | 5 |
| 51 | الأثاث والتجهيزات | 103.0 | 105.1 | 105.1 | 104.9 | 104.9 | 104.9 | 104.8 | 104.3 | 104.3 | 104.3 | | | 51 Furniture & Equipment | 51 |
| 52 | الاجهزة المنزلية | 93.7 | 94.3 | 94.4 | 91.4 | 94.9 | 94.9 | 94.9 | 95.0 | 94.9 | 94.9 | | | 52 Home Appliances | 52 |
| 6 | الصحة | 122.8 | 130.6 | 130.6 | 130.5 | 130.5 | 130.5 | 130.5 | 131.8 | 132.0 | 131.8 | | | 6 Health | 6 |
| 7 | النقل | 97.8 | 95.6 | 96.8 | 96.9 | 95.7 | 92.3 | 92.1 | 91.9 | 96.3 | 97.3 | | | 7 Transportation | 7 |
| 8 | الاتصال | 73.2 | 83.0 | 77.3 | 77.3 | 109.0 | 109.0 | 108.5 | 107.8 | 103.7 | 103.7 | | | 8 Communications | 8 |
| 9 | الترفيه والثقافة | 104.7 | 105.5 | 107.1 | 104.1 | 103.7 | 103.5 | 103.0 | 102.7 | 102.7 | 95.1 | | | 9 Recreation and Culture | 9 |
| 10 | التعليم | 111.9 | 111.9 | 111.9 | 111.9 | 110.3 | 111.9 | 111.9 | 111.9 | 111.9 | 111.9 | | | 10 Education | 10 |
| 11 | المطاعم | 89.1 | 89.1 | 89.1 | 102.4 | 100.8 | 102.9 | 101.9 | 101.3 | 101.5 | 101.5 | | | 11 Restaurants | 11 |
| 12 | السلع والخدمات المتنوعة | 104.1 | 107.7 | 108.8 | 92.3 | 94.0 | 93.2 | 93.2 | 93.2 | 95.7 | 93.9 | | | 12 Misc. Services and Goods | 12 |
| 0 | الرقم القياسي العام | 102.0 | 101.5 | 101.4 | 100.1 | 101.0 | 97.6 | 99.1 | 99.4 | 98.5 | 97.9 | | | 0 General Index Number | 0 |

Monthly average change in Kurdistan Region in the first six months / 2016

| # | Division | حزيران | | ايار | | ايار | | نيسان | | نيسان | | اذار | | شباط | | شباط | | كانون الثاني | | كانون الثاني | | الاقسام الرئيسية | ت |
|----|---|--------|-------|-------|--------|-------|-------|--------|-------|-------|--------|-------|-------|--------|-------|-------|--------|--------------|-------|--------------|--------------------------------------|------------------|---|
| | | inflat | June | May | inflat | May | April | inflat | April | March | inflat | March | Feb | inflat | Feb | Jan | inflat | Jan | Dec | | | | |
| | | on | 2016 | 2016 | on | 2016 | 2016 | on | 2016 | 2016 | on | 2016 | 2016 | on | 2016 | 2016 | on | 2016 | 2015 | | | | |
| 1 | Food and Non-Alcoholic Beverages | -1.7 | 89.8 | 91.4 | -2.5 | 91.4 | 93.7 | -1.1 | 93.7 | 94.7 | -0.5 | 94.7 | 95.2 | -3.6 | 95.2 | 98.8 | 0.0 | 98.8 | 98.7 | | الاغذية والمشروبات غير الكحولية | 1 | |
| 2 | Alcoholic Beverages Tobacco | 0.0 | 121.1 | 121.1 | 0.0 | 121.1 | 121.1 | 0.0 | 121.1 | 121.1 | 0.0 | 121.1 | 121.1 | 0.0 | 121.1 | 121.1 | 0.0 | 121.1 | 121.1 | | المشروبات الكحولية و التبغ | 2 | |
| 3 | Clothes and Footwear | -0.1 | 99.1 | 99.2 | -0.4 | 99.2 | 99.6 | -2.3 | 99.6 | 101.9 | -0.9 | 101.9 | 102.8 | -3.2 | 102.8 | 106.2 | -3.6 | 106.2 | 110.2 | | الملابس والاحذية | 3 | |
| 4 | Housing, Water, Electricity & LPG | -0.3 | 110.3 | 110.7 | -0.5 | 110.7 | 111.2 | -4.0 | 111.2 | 115.9 | -1.2 | 115.9 | 117.2 | -0.3 | 117.2 | 117.6 | -33.3 | 117.6 | 176.4 | | السكن ، المياه ، الكهرباء ، الغاز | 4 | |
| 5 | House Supplies , Appliances & Maintenance | 1.6 | 93.4 | 91.9 | 5.4 | 91.9 | 87.2 | -4.7 | 87.2 | 91.5 | -3.8 | 91.5 | 95.1 | -1.0 | 95.1 | 96.1 | -1.8 | 96.1 | 97.9 | | التجهيزات والمعدات المنزلية والصيانة | 5 | |
| 6 | Health | 0.4 | 108.1 | 107.7 | -0.2 | 107.7 | 107.9 | 3.6 | 107.9 | 104.2 | -7.0 | 104.2 | 112.0 | 2.0 | 112.0 | 109.8 | 0.1 | 109.8 | 109.7 | | الصحة | 6 | |
| 7 | Transportation | 2.8 | 94.4 | 91.8 | 1.2 | 91.8 | 90.7 | 0.5 | 90.7 | 90.2 | -4.3 | 90.2 | 94.3 | -0.9 | 94.3 | 95.1 | 5.5 | 95.1 | 90.1 | | النقل | 7 | |
| 8 | Communications | -0.7 | 97.3 | 98.0 | 8.9 | 98.0 | 90.0 | 4.8 | 90.0 | 85.9 | -9.3 | 85.9 | 94.7 | 1.2 | 94.7 | 93.6 | 2.7 | 93.6 | 91.1 | | الاتصال | 8 | |
| 9 | Recreation and Culture | 1.7 | 94.3 | 92.8 | -0.8 | 92.8 | 93.5 | -4.2 | 93.5 | 97.6 | -1.6 | 97.6 | 99.2 | 3.5 | 99.2 | 95.8 | -18.1 | 95.8 | 117.0 | | الترفيه والثقافة | 9 | |
| 10 | Education | -0.6 | 111.3 | 112.0 | 0.0 | 112.0 | 112.0 | 0.3 | 112.0 | 111.7 | -3.0 | 111.7 | 115.1 | 0.0 | 115.1 | 115.1 | 10.0 | 115.1 | 104.6 | | التعليم | 10 | |
| 11 | Restaurants | 7.5 | 102.5 | 95.3 | -4.7 | 95.3 | 100.1 | -1.4 | 100.1 | 101.5 | -0.1 | 101.5 | 101.6 | 1.4 | 101.6 | 100.1 | -4.4 | 100.1 | 104.8 | | المطاعم | 11 | |
| 12 | Misc. Services and Goods | 1.0 | 92.5 | 91.6 | 5.1 | 91.6 | 87.2 | -4.7 | 87.2 | 91.5 | 0.1 | 91.5 | 91.4 | 1.9 | 91.4 | 89.7 | 4.8 | 89.7 | 85.6 | | السلع والخدمات المتنوعة | 12 | |
| 0 | General Index Number | 0.6 | 96.6 | 96.0 | 0.2 | 96.0 | 95.8 | -0.1 | 95.8 | 95.9 | -3.3 | 95.9 | 99.2 | -0.5 | 99.2 | 99.7 | 0.1 | 99.7 | 99.6 | | المعدل العام | 0 | |

Monthly inflation rate in Kurdistan Region /Sep – Oct - 2016

| # | Divisions | Inflati on Rate | كانون الاول | تشرين الثاني | Inflati on Rate | تشرين الثاني | تشرين الاول | Inflati on Rate | تشرين الاول | أيلول | Inflati on Rate | أيلول | آب | Inflati on Rate | آب | تموز | Inflati on Rate | تموز | حزيران | القسم / المجموعة الرئيسية / المجموعة الفرعية | ت |
|----|---|-----------------------|----------------|-----------------|-----------------------|-----------------|----------------|-----------------------|----------------|-------|-----------------------|------------|--------|-----------------------|------|-------|-----------------------|--------------------------------------|--------|--|---|
| | | | Dec | Nov | | Nov | Oct | | Oct | Sep | | Augus t | August | | July | July | | June | | | |
| | | | 2016 | 2016 | | 2016 | 2016 | | 2016 | 2016 | | 2016 | 2016 | | 2016 | 2016 | | 2016 | 2016 | | |
| 01 | Food and Non-Alcoholic Beverages | | | | | -0.2 | 90.7 | 90.8 | 0.9 | 90.8 | 90.1 | 0.2 | 90.1 | 90.1 | 0.2 | 89.9 | 89.8 | الاغذية والمشروبات غير الكحولية | 01 | | |
| 02 | Alcoholic Beverages Tobacco | | | | | 0.0 | 121.1 | 121.1 | 0.0 | 121.1 | 121.1 | 0.0 | 121.1 | 121.1 | 0.0 | 121.1 | 121.1 | المشروبات الكحولية و التبغ | 02 | | |
| 03 | Clothes and Footwear | | | | | 0.0 | 98.4 | 98.5 | -0.8 | 98.5 | 99.3 | -0.7 | 99.3 | 99.3 | 0.9 | 99.9 | 99.1 | الملايس والاحذية | 03 | | |
| 04 | Housing, Water, Electricity& LPG | | | | | 0.2 | 110.6 | 110.4 | -1.6 | 110.4 | 112.2 | 1.0 | 112.2 | 112.2 | 0.7 | 111.1 | 110.3 | السكن ، المياه ، الكهرباء، الغاز | 04 | | |
| 05 | House Supplies , Appliances & Maintenance | | | | | 1.5 | 93.2 | 91.8 | -0.7 | 91.8 | 92.4 | 1.3 | 92.4 | 92.4 | -2.3 | 91.3 | 93.4 | التجهيزات والمعدات المنزلية والصيانة | 05 | | |
| 06 | Health | | | | | -0.6 | 107.9 | 108.5 | 0.5 | 108.5 | 107.9 | 0.2 | 107.9 | 107.9 | -0.4 | 107.7 | 108.1 | الصحة | | | |
| 07 | Transportation | | | | | 0.3 | 95.8 | 95.5 | 2.5 | 95.5 | 93.2 | -0.7 | 93.2 | 93.2 | -0.5 | 93.9 | 94.4 | النقل | 07 | | |
| 08 | Communications | | | | | 0.0 | 96.0 | 96.0 | -0.9 | 96.0 | 96.9 | -0.5 | 96.9 | 96.9 | 0.1 | 97.4 | 97.3 | الاتصال | 08 | | |
| 09 | Recreation and Culture | | | | | -6.6 | 85.7 | 91.7 | 0.1 | 91.7 | 91.6 | -1.6 | 91.6 | 91.6 | -1.4 | 93.0 | 94.3 | الترفيه والثقافة | 09 | | |
| 10 | Education | | | | | 0.0 | 112.3 | 112.3 | 0.0 | 112.3 | 112.3 | 0.5 | 112.3 | 112.3 | 0.4 | 111.8 | 111.3 | التعليم | 10 | | |
| 11 | Restaurants | | | | | -1.9 | 95.6 | 97.5 | -0.3 | 97.5 | 97.8 | 1.0 | 97.8 | 97.8 | -5.5 | 96.9 | 102.5 | المطاعم | 11 | | |
| 12 | Misc. services and Goods | | | | | -1.9 | 91.2 | 93.0 | -2.0 | 93.0 | 94.8 | 2.6 | 94.8 | 94.8 | -0.1 | 92.4 | 92.5 | السلع والخدمات المتنوعة | 12 | | |
| | General Index Number | | | | | -0.6 | 95.9 | 96.5 | -0.5 | 96.5 | 97.0 | 0.4 | 97.0 | 96.6 | 0.0 | 96.6 | 96.6 | الرقم القياسي العام | 00 | | |

Annual inflation rate in Kurdistan Region /Sep – Oct - 2016

| # | Divisions | Inflation Rate | كانون | تشرين | Inflation Rate | تشرين | تشرين | Inflation Rate | أيلول | أيلول | Inflation Rate | أب | أب | Inflation Rate | تموز | تموز | Inflation Rate | حزيران | حزيران | القسم / المجموعة الرئيسية / المجموعة الفرعية | ت |
|----|---|----------------|-------|--------|----------------|--------|-------|----------------|-------|-------|----------------|--------|--------|----------------|-------|-------|----------------|--------|--------|--|----|
| | | | الاول | الثاني | | الثاني | الاول | | أيلول | أيلول | | أب | أب | | تموز | تموز | | حزيران | حزيران | | |
| | | | Dec | Nov | | Nov | Oct | | Sep | Sep | | August | August | | July | July | | June | June | | |
| | | | 2016 | 2016 | | 2016 | 2016 | | 2016 | 2015 | | 2016 | 2015 | | 2016 | 2015 | | 2016 | 2015 | | |
| 01 | Food and Non-Alcoholic Beverages | | | | | | | | 90.7 | 90.8 | 0.9 | 90.8 | 90.1 | 0.2 | 90.1 | 90.1 | | | | الاغذية والمشروبات غير الكحولية | 01 |
| 02 | Alcoholic Beverages Tobacco | | | | | | | | 121.1 | 121.1 | 0.0 | 121.1 | 121.1 | 0.0 | 121.1 | 121.1 | | | | المشروبات الكحولية و التبغ | 02 |
| 03 | Clothes and Footwear | | | | | | | | 98.4 | 98.5 | -0.8 | 98.5 | 99.3 | -0.7 | 99.3 | 99.3 | | | | الملابس والاحذية | 03 |
| 04 | Housing, Water, Electricity & LPG | | | | | | | | 110.6 | 110.4 | -1.6 | 110.4 | 112.2 | 1.0 | 112.2 | 112.2 | | | | السكن ، المياه ، الكهرباء، الغاز | 04 |
| 05 | House Supplies , Appliances & Maintenance | | | | | | | | 93.2 | 91.8 | -0.7 | 91.8 | 92.4 | 1.3 | 92.4 | 92.4 | | | | التجهيزات والمعدات المنزلية والصيانة | 05 |
| 06 | Health | | | | | | | | 107.9 | 108.5 | 0.5 | 108.5 | 107.9 | 0.2 | 107.9 | 107.9 | | | | الصحة | |
| 07 | Transportation | | | | | | | | 95.8 | 95.5 | 2.5 | 95.5 | 93.2 | -0.7 | 93.2 | 93.2 | | | | النقل | 07 |
| 08 | Communications | | | | | | | | 96.0 | 96.0 | -0.9 | 96.0 | 96.9 | -0.5 | 96.9 | 96.9 | | | | الاتصال | 08 |
| 09 | Recreation and Culture | | | | | | | | 85.7 | 91.7 | 0.1 | 91.7 | 91.6 | -1.6 | 91.6 | 91.6 | | | | الترفيه والثقافة | 09 |
| 10 | Education | | | | | | | | 112.3 | 112.3 | 0.0 | 112.3 | 112.3 | 0.5 | 112.3 | 112.3 | | | | التعليم | 10 |
| 11 | Restaurants | | | | | | | | 95.6 | 97.5 | -0.3 | 97.5 | 97.8 | 1.0 | 97.8 | 97.8 | | | | المطاعم | 11 |
| 12 | Misc. services and Goods | | | | | | | | 91.2 | 93.0 | -2.0 | 93.0 | 94.8 | 2.6 | 94.8 | 94.8 | | | | السلع والخدمات المتنوعة | 12 |
| | General Index Number | | | | | | | | 95.9 | 96.5 | -0.5 | 96.5 | 97.0 | 0.4 | 97.0 | 96.6 | | | | الرقم القياسي العام | 00 |

©Ministry of planning/ Kurdistan Region Statistics Office

For more Information, please contact us on:

E-Mail:contact@krso.gov.krd

Web site: www.krso.gov.krd

TEL: 00964 (0)66 255 91 7