

MINISTRY OF PLANNING
KURDISTAN REGIONAL GOVERNMENT
KURDISTAN REGIONAL STATISTICS OFFICE



Consumer Price Index (CPI) and Inflation Rate in Kurdistan Region April / 2017

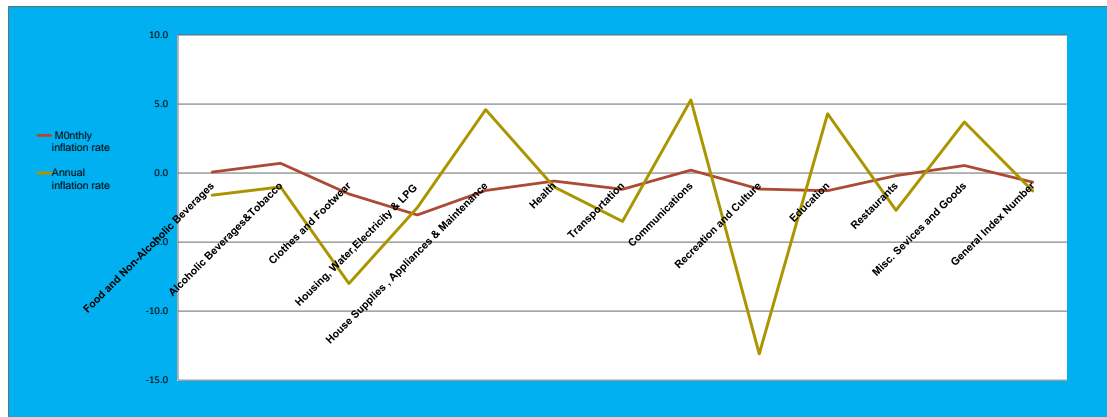
Consumer Price Index Department

May/ 2017

Analysis of inflation rate

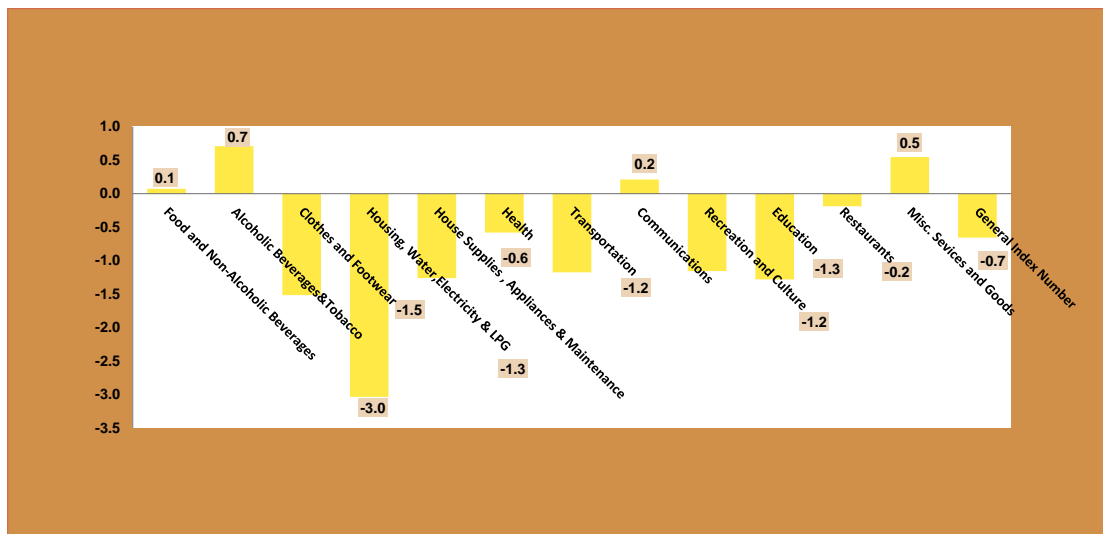
1-Monthly inflation rate

Consumer price index (CPI) reached 94.5% in the Kurdistan Region in April 2017 recording a decrease of 0.7% compared to March 2017 and an annual decrease of 1.3% compared to April 2016.



The monthly decrease is due to the drop in the prices of the following sections:

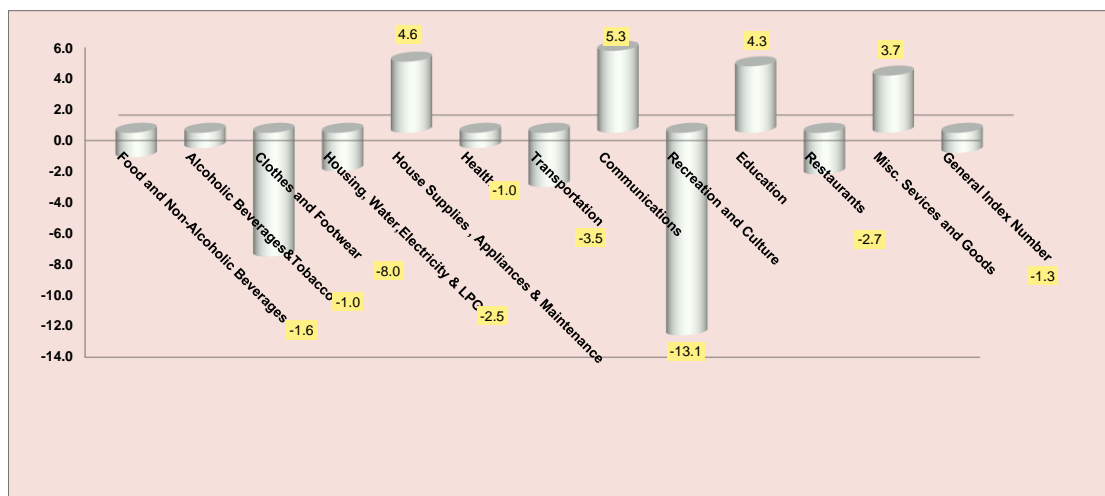
1. Housing (Rent, Electricity and Water Supply, Fuels & Maintenance) by 1.3%,
2. Recreation, Culture & Transportation by 1.2%,
3. Clothing by 1.5%,
4. Education, House Supplies, Appliances & Maintenance by 1.3%|,
5. Health by 0.6%,
6. Restaurants by 0.2%.



2-Annual Inflation rate

Consumer prices index recorded 94.5% in Kurdistan Region for April 2017, where, it shows a decrease of 1.3% compared to April 2016 (95.8%) due to drop in the price of the following sections:

1. Recreation and Culture by 13.1%,
2. Clothing, footwear section by 8.0%,
3. Transportation by 3.5%,
4. Restaurants by 2.7%,
5. Housing (Rent, Electricity and Water Supply, and Fuels) by 2.5%,
6. Food and non-alcoholic beverages by 1.6%,
7. Alcoholic beverages, tobacco and health by 1.0%.



3-Inflation Rate compared with 2012(2012=100%)

Consumer price index shows decrease (5.5%) in April 2017 compared to the base year 2012.

4- Inflation rate in Kurdistan Region's governorate

Decrease observed in all three governorates across Kurdistan Region in April 2017 compared to March 2017 as shown below:

1. Erbil Governorate (93.5%) by 0.7%,
2. Sulaimani Governorate (93.3%) by 0.7%,
3. Duhok Governorate (98.9%) by 0.5%.

Tables

CPI in Kurdistan Region April / 2017

| | Divisions | كانون الاول | تشرين الثاني | تشرين الاول | أيلول | أب | تموز | حزيران | ايار | نيسان | آذار | شباط | كانون الثاني | القسم / المجموعة الرئيسية / المجموعة الفرعية | |
|----------|--|-------------|--------------|-------------|-------|------|------|--------|------|-------|-------|-------|--------------|--|----------|
| | | Dec | Nov | Oct | Sep | Aug | Jul | Jun | May | April | Mar | Feb | Jan | | |
| | | 2017 | 2017 | 2017 | 2017 | 2017 | 2017 | 2017 | 2017 | 2017 | 2017 | 2017 | 2017 | | |
| 1 | Food and Non-Alcoholic Beverages | | | | | | | | | 92.2 | 92.2 | 92.2 | 91.1 | الاغذية والمشروبات غير الكحولية | 1 |
| 11 | Food | | | | | | | | | 94.0 | 92.5 | 92.8 | 92.0 | الاغذية | 11 |
| 111 | Cereals and their products | | | | | | | | | 100.1 | 100.1 | 100.9 | 101.0 | الخبز والحبوب | 111 |
| 112 | Meats | | | | | | | | | 92.2 | 92.0 | 93.9 | 94.3 | اللحوم | 112 |
| 113 | Fish | | | | | | | | | 77.2 | 77.1 | 78.8 | 78.8 | الأسماك | 113 |
| 114 | Yogurt, Cheese and Eggs | | | | | | | | | 85.1 | 86.6 | 87.3 | 86.7 | اللبن والجبن والبيض | 114 |
| 115 | Oils and Fats | | | | | | | | | 99.0 | 98.4 | 98.7 | 97.6 | الزيوت والدهون | 115 |
| 116 | Fruits | | | | | | | | | 88.3 | 91.6 | 88.1 | 85.3 | الفواكه | 116 |
| 117 | Vegetables | | | | | | | | | 94.9 | 92.5 | 90.2 | 85.9 | الخضراوات | 117 |
| 118 | Sugar and Sugar Products | | | | | | | | | 93.0 | 93.1 | 93.9 | 93.9 | السكر والمنتجات السكرية | 118 |
| 119 | Other Food Products | | | | | | | | | 112.4 | 111.1 | 114.4 | 114.5 | منتجات الأغذية الأخرى | 119 |
| 12 | Non-Alcoholic Beverages | | | | | | | | | 108.5 | 108.7 | 108.0 | 108.0 | المشروبات غير الكحولية | 12 |
| 2 | Alcoholic beverages & Tobacco | | | | | | | | | 119.9 | 119.0 | 119.0 | 119.4 | المشروبات الكحولية و التبغ | 2 |
| 3 | Clothes and Footwear | | | | | | | | | 91.6 | 93.0 | 93.4 | 93.5 | الملابس والاحذية | 3 |
| 31 | Clothes | | | | | | | | | 99.6 | 101.3 | 101.3 | 101.8 | الملابس | 31 |
| 311 | Cloth Fabrics | | | | | | | | | 94.2 | 94.8 | 96.4 | 96.4 | مواد الملابس | 311 |
| 312 | Sewing Clothes Services | | | | | | | | | 102.1 | 103.2 | 103.5 | 103.5 | خدمات خياطة الملابس | 312 |
| 313 | Men's Readymade Wear | | | | | | | | | 94.2 | 97.6 | 97.3 | 98.1 | ملابس رجالية جاهزة | 313 |
| 314 | Ladies' Readymade Wear | | | | | | | | | 66.3 | 66.7 | 65.6 | 66.3 | ملابس نسائية جاهزة | 314 |
| 315 | Children's Readymade Wear | | | | | | | | | 80.3 | 81.1 | 81.1 | 81.1 | ملابس اطفال جاهزة | 315 |
| 316 | Clothes Cleaning | | | | | | | | | 113.0 | 112.5 | 111.7 | 111.7 | تنظيف الملابس | 316 |
| 32 | Footwear | | | | | | | | | 98.2 | 98.5 | 100.2 | 100.2 | الاحذية | 32 |

Continued

| ت | القسم / المجموعه الرئيسيه / المجموعه الفرعيه | كانون الاول | تشرين الثاني | تشرين الاول | أيلول | اب | تموز | حزيران | ايار | نيسان | آذار | شباط | كانون الثاني | | |
|-----|--|-------------|--------------|-------------|-------|------|------|--------|------|-------|-------|-------|--------------|--------------------------------------|-----|
| | | Dec | Nov | Oct | Sep | Aug | Jul | Jun | May | April | Mar | Feb | Jan | | |
| | | 2016 | 2016 | 2016 | 2016 | 2016 | 2016 | 2016 | 2016 | 2016 | 2017 | 2017 | 2017 | | |
| 4 | Housing, Water, Electricity & LPG | | | | | | | | | 108.4 | 111.8 | 112.8 | 112.4 | السكن ، المياه ، الكهرباء ، الغاز | 4 |
| 411 | Rent | | | | | | | | | 113.7 | 116.7 | 95.6 | 115.9 | الاجار | 411 |
| 412 | House Maintenance and Services | | | | | | | | | 96.6 | 96.7 | 95.8 | 95.8 | صيانة وخدمات المسكن | 412 |
| 413 | Electricity and Water Supply | | | | | | | | | 88.8 | 93.2 | 93.8 | 94.5 | امدادات المياه والكهرباء | 413 |
| 414 | Fuels(gasoline, kerosene and LPG) | | | | | | | | | 88.4 | 90.1 | 90.3 | 87.4 | الوقود(البنزين و النفط و الغاز) | 414 |
| 5 | House Supplies , Appliances & Maintenance | | | | | | | | | 91.3 | 92.4 | 92.4 | 92.5 | التجهيزات والمعدات المنزلية والصيانة | 5 |
| 51 | Furniture & Equipment | | | | | | | | | 84.2 | 85.1 | 85.2 | 85.2 | الاثاث والتجهيزات | 51 |
| 52 | Home Appliances | | | | | | | | | 91.4 | 92.5 | 92.6 | 92.7 | الاجهزة المنزلية | 52 |
| 6 | Health | | | | | | | | | 106.8 | 107.4 | 107.5 | 107.5 | الصحة | 6 |
| 7 | Transportation | | | | | | | | | 87.5 | 88.6 | 88.6 | 88.6 | النقل | 7 |
| 8 | Communications | | | | | | | | | 94.8 | 94.6 | 94.8 | 94.8 | الاتصال | 8 |
| 9 | Recreation and Culture | | | | | | | | | 81.2 | 82.2 | 82.6 | 85.1 | الترفيه والثقافة | 9 |
| 10 | Education | | | | | | | | | 116.8 | 118.3 | 118.3 | 26.3 | التعليم | 10 |
| 11 | Restaurants | | | | | | | | | 97.4 | 97.6 | 97.7 | 97.7 | المطاعم | 11 |
| 12 | Misc. Services and Goods | | | | | | | | | 90.4 | 89.9 | 90.1 | 89.8 | السلع والخدمات المتنوعة | 12 |
| 0 | General Index Number | | | | | | | | | 94.5 | 95.2 | 95.4 | 95.3 | الرقم القياسي العام | 0 |

CPI in Erbil governorate April /2017

| | Divisions | كانون الاول | تشرين الثاني | تشرين الاول | أيلول | أب | تموز | حزيران | ايار | نيسان | آذار | شباط | كانون الثاني | القسم / المجموعة الرئيسية / المجموعة الفرعية | |
|-----|----------------------------------|-------------|--------------|-------------|-------|------|------|--------|------|-------|-------|-------|--------------|--|-----|
| | | Dec | Nov | Oct | Sep | Aug | Jul | Jun | May | April | Mar | Feb | Jan | | |
| | | 2017 | 2017 | 2017 | 2017 | 2017 | 2017 | 2017 | 2017 | 2017 | 2017 | 2017 | 2017 | | |
| 1 | Food and Non-Alcoholic Beverages | | | | | | | | | 89.7 | 90.4 | 90.9 | 87.8 | الأغذية والمشروبات غير الكحولية | 1 |
| 11 | Food | | | | | | | | | 91.1 | 91.9 | 93.3 | 90.5 | الأغذية | 11 |
| 111 | Cereals and their products | | | | | | | | | 97.4 | 97.4 | 97.4 | 97.4 | الخبز والحبوب | 111 |
| 112 | Meats | | | | | | | | | 89.9 | 89.9 | 91.5 | 91.5 | اللحوم | 112 |
| 113 | Fish | | | | | | | | | 80.4 | 80.4 | 80.4 | 80.4 | الأسماك | 113 |
| 114 | Yogurt, Cheese and Eggs | | | | | | | | | 78.8 | 80.9 | 84.5 | 81.9 | اللبن والجبن والبيض | 114 |
| 115 | Oils and Fats | | | | | | | | | 98.1 | 98.2 | 98.8 | 98.8 | الزيوت والدهون | 115 |
| 116 | Fruits | | | | | | | | | 96.8 | 99.3 | 93.0 | 88.1 | الفواكه | 116 |
| 117 | Vegetables | | | | | | | | | 88.8 | 90.0 | 92.1 | 80.2 | الخضراوات | 117 |
| 118 | Sugar and Sugar Products | | | | | | | | | 87.8 | 87.8 | 88.0 | 88.0 | السكر والمنتجات السكرية | 118 |
| 119 | Other Food Products | | | | | | | | | 110.1 | 110.1 | 111.5 | 111.5 | منتجات الأغذية الأخرى | 119 |
| 12 | Non-Alcoholic Beverages | | | | | | | | | 104.2 | 104.2 | 103.8 | 103.8 | المشروبات غير الكحولية | 12 |
| 2 | Alcoholic beverages& Tobacco | | | | | | | | | 129.7 | 129.7 | 129.7 | 129.7 | المشروبات الكحولية و التبغ | 2 |
| 3 | Clothes and Footwear | | | | | | | | | 91.4 | 91.4 | 90.7 | 90.7 | الملابس والأحذية | 3 |
| 31 | Clothes | | | | | | | | | 87.8 | 87.8 | 86.7 | 86.7 | الملابس | 31 |
| 311 | Cloth Fabrics | | | | | | | | | 93.3 | 93.3 | 95.0 | 95.0 | مواد الملابس | 311 |
| 312 | Sewing Clothes Services | | | | | | | | | 98.5 | 98.5 | 99.8 | 99.8 | خدمات خياطة الملابس | 312 |
| 313 | Men's Readymade Wear | | | | | | | | | 93.7 | 93.7 | 91.6 | 91.6 | ملابس رجالية جاهزة | 313 |
| 314 | Ladies' Readymade Wear | | | | | | | | | 71.2 | 71.2 | 69.0 | 69.0 | ملابس نسائية جاهزة | 314 |
| 315 | Children's Readymade Wear | | | | | | | | | 88.1 | 88.1 | 86.2 | 86.2 | ملابس اطفال جاهزة | 315 |
| 316 | Clothes Cleaning | | | | | | | | | 117.0 | 117.0 | 118.6 | 118.6 | تنظيف الملابس | 316 |
| 32 | Footwear | | | | | | | | | 111.7 | 111.7 | 113.5 | 113.5 | الأحذية | 32 |

Continued

| | Divisions | كانون الاول | تشرين الثاني | تشرين الاول | أيلول | اب | تموز | حزيران | ايار | نيسان | آذار | شباط | كانون الثاني | القسم / المجموعة الرئيسية / المجموعة الفرعية | |
|-----|---|-------------|--------------|-------------|-------|------|------|--------|------|-------|-------|-------|--------------|--|-----|
| | | Dec | Nov | Oct | Sep | Aug | Jul | Jun | May | April | Mar | Feb | Jan | | |
| | | 2017 | 2017 | 2017 | 2017 | 2017 | 2017 | 2017 | 2017 | 2017 | 2017 | 2017 | 2017 | | |
| 4 | Housing, Water, Electricity & LPG | | | | | | | | | 99.0 | 102.7 | 105.4 | 105.4 | السكن ، المياه ، الكهرباء، الغاز | 4 |
| 411 | Rent | | | | | | | | | 104.0 | 106.2 | 106.2 | 106.2 | الإيجار | 411 |
| 412 | House Maintenance and Services | | | | | | | | | 93.1 | 93.1 | 93.1 | 93.1 | صيانة وخدمات المسكن | 412 |
| 413 | Electricity and Water Supply | | | | | | | | | 113.0 | 136.2 | 155.6 | 155.6 | امدادات المياه والكهرباء | 413 |
| 414 | Fuels(gasoline, kerosene and LPG) | | | | | | | | | 80.6 | 82.0 | 82.0 | 82.0 | الوقود(البنزين و النفط و الغاز) | 414 |
| 5 | House Supplies , Appliances & Maintenance | | | | | | | | | 98.0 | 98.4 | 98.7 | 98.7 | التجهيزات والمعدات المنزلية والصيانة | 5 |
| 51 | Furniture & Equipment | | | | | | | | | 74.9 | 74.9 | 75.2 | 75.2 | الاثاث والتجهيزات | 51 |
| 52 | Home Appliances | | | | | | | | | 98.0 | 98.4 | 98.7 | 98.7 | الاجهزة المنزلية | 52 |
| 6 | Health | | | | | | | | | 96.7 | 98.1 | 98.6 | 98.6 | الصحة | 6 |
| 7 | Transportation | | | | | | | | | 92.7 | 92.6 | 92.7 | 92.3 | النقل | 7 |
| 8 | Communications | | | | | | | | | 98.8 | 99.1 | 99.1 | 99.1 | الاتصال | 8 |
| 9 | Recreation and Culture | | | | | | | | | 78.7 | 79.5 | 81.3 | 83.7 | الترفيه والثقافة | 9 |
| 10 | Education | | | | | | | | | 103.4 | 103.4 | 103.7 | 123.1 | التعليم | 10 |
| 11 | Restaurants | | | | | | | | | 107.8 | 107.8 | 108.0 | 108.0 | المطاعم | 11 |
| 12 | Misc. Services and Goods | | | | | | | | | 84.8 | 83.8 | 84.7 | 84.3 | السلع والخدمات المتنوعة | 12 |
| 0 | General Index Number | | | | | | | | | 93.5 | 94.2 | 95.0 | 94.4 | الرقم القياسي العام | 0 |

CPI in Sulaimania governorate April /2017

| | Divisions | كانون الاول | تشرين الثاني | تشرين الاول | أيلول | أب | تموز | حزيران | ايار | نيسان | آذار | شباط | كانون الثاني | القسم / المجموعة الرئيسية / المجموعة الفرعية | ت |
|----------|--|-------------|--------------|-------------|-------|------|------|--------|------|-------|-------|-------|--------------|--|----------|
| | | Dec | Nov | Oct | Sep | Aug | Jul | Jun | May | April | Mar | Feb | Jan | | |
| | | 2017 | 2017 | 2017 | 2017 | 2017 | 2017 | 2017 | 2017 | 2017 | 2017 | 2017 | 2017 | | |
| 1 | Food and Non-Alcoholic Beverages | | | | | | | | | 95.7 | 94.6 | 94.4 | 94.3 | الإغذية والمشروبات غير الكحولية | 1 |
| 11 | Food | | | | | | | | | 95.2 | 94.0 | 93.8 | 93.7 | الإغذية | 11 |
| 111 | Cereals and their products | | | | | | | | | 101.9 | 101.9 | 103.9 | 103.9 | الخبز والحبوب | 111 |
| 112 | Meats | | | | | | | | | 95.7 | 95.7 | 98.0 | 98.0 | اللحوم | 112 |
| 113 | Fish | | | | | | | | | 66.5 | 66.5 | 70.0 | 70.0 | الأسماك | 113 |
| 114 | Yogurt, Cheese and Eggs | | | | | | | | | 89.3 | 89.3 | 87.9 | 87.9 | اللبن والجبن والبيض | 114 |
| 115 | Oils and Fats | | | | | | | | | 98.1 | 98.1 | 98.1 | 95.8 | الزيوت والدهون | 115 |
| 116 | Fruits | | | | | | | | | 91.2 | 91.2 | 89.8 | 89.8 | الفواكه | 116 |
| 117 | Vegetables | | | | | | | | | 103.6 | 97.1 | 91.2 | 91.2 | الخضراوات | 117 |
| 118 | Sugar and Sugar Products | | | | | | | | | 96.1 | 96.1 | 97.9 | 97.9 | السكر والمنتجات السكرية | 118 |
| 119 | Other Food Products | | | | | | | | | 123.8 | 123.8 | 130.3 | 130.3 | منتجات الأغذية الأخرى | 119 |
| 12 | Non-Alcoholic Beverages | | | | | | | | | 110.2 | 110.2 | 108.8 | 108.8 | المشروبات غير الكحولية | 12 |
| 2 | Alcoholic beverages & Tobacco | | | | | | | | | 110.0 | 110.0 | 110.0 | 110.0 | المشروبات الكحولية و التبغ | 2 |
| 3 | Clothes and Footwear | | | | | | | | | 89.5 | 89.5 | 91.2 | 91.3 | الملابس والأحذية | 3 |
| 31 | Clothes | | | | | | | | | 110.3 | 110.3 | 111.7 | 112.8 | الملابس | 31 |
| 311 | Cloth Fabrics | | | | | | | | | 86.0 | 86.0 | 88.3 | 88.3 | مواد الملابس | 311 |
| 312 | Sewing Clothes Services | | | | | | | | | 88.3 | 88.3 | 91.0 | 91.0 | خدمات خياطة الملابس | 312 |
| 313 | Men's Readymade Wear | | | | | | | | | 92.5 | 92.5 | 94.3 | 95.6 | ملابس رجالية جاهزة | 313 |
| 314 | Ladies' Readymade Wear | | | | | | | | | 61.7 | 61.7 | 61.3 | 62.9 | ملابس نسائية جاهزة | 314 |
| 315 | Children's Readymade Wear | | | | | | | | | 65.8 | 65.8 | 67.6 | 67.6 | ملابس اطفال جاهزة | 315 |
| 316 | Clothes Cleaning | | | | | | | | | 125.7 | 125.7 | 122.5 | 122.5 | تنظيف الملابس | 316 |
| 32 | Footwear | | | | | | | | | 91.7 | 91.7 | 94.0 | 94.0 | الأحذية | 32 |

Continued

| ت | القسم / المجموعه الرئيسيّه / المجموعه الفرعيّه | كانون الثاني | شباط | آذار | نيسان | ايار | حزيران | تموز | اب | أيلول | تشرين الاول | تشرين الثاني | كانون الاول | | |
|-----|--|--------------|------|------|-------|-------|--------|-------|------|-------|-------------|--------------|-------------|--------------------------------------|-----|
| | | Jan | Feb | Mar | April | May | Jun | Jul | Aug | Sep | Oct | Nov | Dec | | |
| | | 2017 | 2017 | 2017 | 2017 | 2017 | 2017 | 2017 | 2017 | 2017 | 2017 | 2017 | 2017 | 2017 | |
| 4 | Housing, Water, Electricity & LPG | | | | 110.6 | 114.3 | 114.2 | 113.1 | | | | | | السكن ، المياه ، الكهرباء، الغاز | 4 |
| 411 | Rent | | | | 116.1 | 120.1 | 120.1 | 120.1 | | | | | | الإيجار | 411 |
| 412 | House Maintenance and Services | | | | 84.4 | 84.4 | 82.2 | 82.2 | | | | | | صيانة وخدمات المسكن | 412 |
| 413 | Electricity and Water Supply | | | | 137.2 | 147.5 | 148.8 | 148.8 | | | | | | امدادات المياه والكهرباء | 413 |
| 414 | Fuels(gasoline, kerosene and LPG) | | | | 92.5 | 94.4 | 94.8 | 87.8 | | | | | | الوقود(البنزين و النفط و الغاز) | 414 |
| 5 | House Supplies , Appliances & Maintenance | | | | 83.4 | 85.2 | 85.1 | 85.1 | | | | | | التجهيزات والمعدات المنزلية والصيانة | 5 |
| 51 | Furniture & Equipment | | | | 83.0 | 84.9 | 84.6 | 84.6 | | | | | | الاثاث والتجهيزات | 51 |
| 52 | Home Appliances | | | | 83.8 | 85.4 | 85.6 | 85.6 | | | | | | الاجهزة المنزلية | 52 |
| 6 | Health | | | | 103.4 | 104.7 | 104.3 | 104.3 | | | | | | الصحة | 6 |
| 7 | Transportation | | | | 80.3 | 81.3 | 81.2 | 80.9 | | | | | | النقل | 7 |
| 8 | Communications | | | | 91.3 | 92.2 | 92.7 | 92.7 | | | | | | الاتصال | 8 |
| 9 | Recreation and Culture | | | | 86.4 | 86.7 | 86.2 | 80.6 | | | | | | الترفيه والثقافة | 9 |
| 10 | Education | | | | 124.2 | 124.2 | 124.2 | 124.5 | | | | | | التعليم | 10 |
| 11 | Restaurants | | | | 86.9 | 86.9 | 86.8 | 86.8 | | | | | | المطاعم | 11 |
| 12 | Misc. Services and Goods | | | | 94.3 | 93.4 | 93.1 | 92.8 | | | | | | السلع والخدمات المتنوعة | 12 |
| 0 | General Index Number | | | | 93.3 | 94.0 | 94.0 | 93.7 | | | | | | الرقم القياسي العام | 0 |

CPI in Duhok governorate April /2017

| رقم | القسم / المجموعة الرئيسية / المجموعة الفرعية | كانون الثاني | شباط | آذار | نيسان | ايار | حزيران | تموز | اب | أيلول | تشرين الاول | تشرين الثاني | كانون الاول | ت |
|------------|--|--------------|------|------|-------|-------|--------|-------|------|-------|-------------|--------------|-------------|------------|
| | | Jan | Feb | Mar | April | May | Jun | Jul | Aug | Sep | Oct | Nov | Dec | |
| | | 2017 | 2017 | 2017 | 2017 | 2017 | 2017 | 2017 | 2017 | 2017 | 2017 | 2017 | 2017 | |
| 1 | Food and Non-Alcoholic Beverages | | | | 89.5 | 90.2 | 89.8 | 90.3 | | | | | | 1 |
| 11 | Food | | | | 96.6 | 90.4 | 90.0 | 91.1 | | | | | | 11 |
| 111 | Cereals and their products | | | | 101.2 | 101.1 | 101.0 | 101.1 | | | | | | 111 |
| 112 | Meats | | | | 89.0 | 88.3 | 90.0 | 91.8 | | | | | | 112 |
| 113 | Fish | | | | 93.7 | 93.1 | 94.0 | 94.0 | | | | | | 113 |
| 114 | Yogurt, Cheese and Eggs | | | | 87.9 | 91.1 | 90.9 | 92.7 | | | | | | 114 |
| 115 | Oils and Fats | | | | 102.6 | 99.2 | 99.6 | 99.5 | | | | | | 115 |
| 116 | Fruits | | | | 67.3 | 78.8 | 75.8 | 71.0 | | | | | | 116 |
| 117 | Vegetables | | | | 87.8 | 87.2 | 84.9 | 85.1 | | | | | | 117 |
| 118 | Sugar and Sugar Products | | | | 95.8 | 96.2 | 96.4 | 96.4 | | | | | | 118 |
| 119 | Other Food Products | | | | 93.0 | 86.7 | 86.7 | 87.5 | | | | | | 119 |
| 12 | Non-Alcoholic Beverages | | | | 112.9 | 113.9 | 113.9 | 113.9 | | | | | | 12 |
| 2 | Alcoholic beverages& Tobacco | | | | 122.7 | 118.6 | 118.6 | 120.5 | | | | | | 2 |
| 3 | Clothes and Footwear | | | | 96.6 | 103.4 | 102.6 | 103.0 | | | | | | 3 |
| 31 | Clothes | | | | 98.8 | 106.8 | 105.8 | 106.3 | | | | | | 31 |
| 311 | Cloth Fabrics | | | | 112.7 | 115.6 | 115.6 | 115.6 | | | | | | 311 |
| 312 | Sewing Clothes Services | | | | 137.1 | 142.2 | 135.6 | 135.6 | | | | | | 312 |
| 313 | Men's Readymade Wear | | | | 98.8 | 115.1 | 113.5 | 114.6 | | | | | | 313 |
| 314 | Ladies' Readymade Wear | | | | 66.9 | 68.9 | 68.3 | 68.6 | | | | | | 314 |
| 315 | Children's Readymade Wear | | | | 95.9 | 99.7 | 99.7 | 99.7 | | | | | | 315 |
| 316 | Clothes Cleaning | | | | 80.0 | 77.5 | 77.5 | 77.5 | | | | | | 316 |
| 32 | Footwear | | | | 87.6 | 89.0 | 89.0 | 89.0 | | | | | | 32 |

Continued

| ت | القسم / المجموعة الرئيسية / المجموعة الفرعية | كانون الثاني | شباط | آذار | نيسان | ايار | حزيران | تموز | اب | أيلول | تشرين الأول | تشرين الثاني | كانون الأول | Divisions | ت |
|-----|--|--------------|-------|-------|-------|------|--------|------|------|-------|-------------|--------------|-------------|---|-----|
| | | Jan | Feb | Mar | April | May | Jun | Jul | Aug | Sep | Oct | Nov | Dec | | |
| | | 2017 | 2017 | 2017 | 2017 | 2017 | 2017 | 2017 | 2017 | 2017 | 2017 | 2017 | 2017 | | |
| 4 | السكن ، المياه ، الكهرباء ، الغاز | 123.5 | 123.2 | 123.2 | 120.9 | | | | | | | | | Housing, Water, Electricity & LPG | 4 |
| 411 | الإيجار | 124.5 | 26.1 | 128.4 | 125.9 | | | | | | | | | Rent | 411 |
| 412 | صيانة وخدمات المسكن | 128.3 | 128.3 | 128.3 | 128.2 | | | | | | | | | House Maintenance and Services | 412 |
| 413 | امدادات المياه والكهرباء | 151.6 | 148.1 | 148.1 | 148.1 | | | | | | | | | Electricity and Water Supply | 413 |
| 414 | الوقود(البنزين ، التفت ، الغاز) | 96.2 | 96.0 | 95.8 | 94.0 | | | | | | | | | Fuels(gasoline, kerosene and LPG) | 414 |
| 5 | التجهيزات والمعدات المنزلية والصيانة | 96.3 | 96.0 | 96.7 | 95.5 | | | | | | | | | House Supplies , Appliances & Maintenance | 5 |
| 51 | الأثاث والتجهيزات | 104.5 | 104.3 | 103.8 | 103.0 | | | | | | | | | Furniture & Equipment | 51 |
| 52 | الأجهزة المنزلية | 96.3 | 96.0 | 96.7 | 95.5 | | | | | | | | | Home Appliances | 52 |
| 6 | الصحة | 130.4 | 130.2 | 129.6 | 131.9 | | | | | | | | | Health | 6 |
| 7 | النقل | 97.6 | 96.4 | 96.4 | 93.1 | | | | | | | | | Transportation | 7 |
| 8 | الاتصال | 91.3 | 91.3 | 91.3 | 94.7 | | | | | | | | | Communications | 8 |
| 9 | الترفيه والثقافة | 96.8 | 82.5 | 82.4 | 78.2 | | | | | | | | | Recreation and Culture | 9 |
| 10 | التعليم | 135.5 | 132.5 | 132.5 | 125.2 | | | | | | | | | Education | 10 |
| 11 | المطاعم | 101.9 | 101.9 | 101.2 | 100.3 | | | | | | | | | Restaurants | 11 |
| 12 | السلع والخدمات المتنوعة | 93.5 | 93.5 | 93.5 | 92.1 | | | | | | | | | Misc. Services and Goods | 12 |
| 0 | الرقم القياسي العام | 100.3 | 99.3 | 99.4 | 98.9 | | | | | | | | | General Index Number | 0 |

Monthly average change in Kurdistan Region for April / 2017

| # | Division | | | | | | | | | | | | | | | | الاقسام الرئيسية | ت | | | |
|------|---|--------|--------|------|--------|------|-------|--------|-------|-------|--------|-------|------|--------|-------|--------------|------------------|-------|--------------------------------------|--------------|-------------|
| | | inflat | حزيران | أيار | inflat | أيار | نيسان | inflat | نيسان | أذار | inflat | أذار | شباط | inflat | شباط | كانون الثاني | | | inflat | كانون الثاني | كانون الأول |
| | | on | June | May | on | May | April | on | April | March | on | March | Feb | on | Feb | Jan | | | on | Jan | Dec |
| rate | 2016 | 2016 | rate | 2016 | 2016 | rate | 2016 | 2016 | rate | 2017 | 2017 | rate | 2017 | 2017 | rate | 2017 | 2016 | | | | |
| 1 | Food and Non-Alcoholic Beverages | | | | | | 0.1 | 92.2 | 92.2 | 0.0 | 92.2 | 92.2 | 1.2 | 92.2 | 91.1 | 0.7 | 91.1 | 90.4 | الاغذية والمشروبات غير الكحولية | 1 | |
| 2 | Alcoholic Beverages & Tobacco | | | | | | 0.7 | 119.9 | 119.0 | 0.0 | 119.0 | 119.0 | -0.3 | 119.0 | 119.4 | -1.4 | 119.4 | 121.1 | المشروبات الكحولية و التبغ | 2 | |
| 3 | Clothes and Footwear | | | | | | -1.5 | 91.6 | 93.0 | -0.4 | 93.0 | 93.4 | -0.1 | 93.4 | 93.5 | -9.2 | 93.5 | 102.9 | الملابس والاحذية | 3 | |
| 4 | Housing, Water ,Electricity& LPG | | | | | | -3.0 | 108.4 | 111.8 | -0.9 | 111.8 | 112.8 | 0.3 | 112.8 | 112.4 | -0.5 | 112.4 | 113.0 | السكن ، المياه ، الكهرباء، الغاز | 4 | |
| 5 | House Supplies , Appliances & Maintenance | | | | | | -1.3 | 91.3 | 92.4 | 0.0 | 92.4 | 92.4 | -0.1 | 92.4 | 92.5 | 0.0 | 92.5 | 92.4 | التجهيزات والمعدات المنزلية والصيانة | 5 | |
| 6 | Health | | | | | | -0.6 | 106.8 | 107.4 | -0.1 | 107.4 | 107.5 | 0.0 | 107.5 | 107.5 | 0.3 | 107.5 | 107.2 | الصحة | 6 | |
| 7 | Transportation | | | | | | -1.2 | 87.5 | 88.6 | 0.0 | 88.6 | 88.6 | 0.0 | 88.6 | 88.6 | -6.9 | 88.6 | 95.1 | النقل | 7 | |
| 8 | Communications | | | | | | 0.2 | 94.8 | 94.6 | -0.2 | 94.6 | 94.8 | 0.0 | 94.8 | 94.8 | 7.0 | 94.8 | 88.6 | الاتصال | 8 | |
| 9 | Recreation and Culture | | | | | | -1.2 | 81.2 | 82.2 | -0.5 | 82.2 | 82.6 | -2.9 | 82.6 | 85.1 | 1.3 | 85.1 | 84.0 | الترفيه والثقافة | 9 | |
| 10 | Education | | | | | | -1.3 | 116.8 | 118.3 | -0.1 | 118.3 | 118.3 | -6.3 | 118.3 | 126.3 | 6.2 | 126.3 | 118.9 | التعليم | 10 | |
| 11 | Restaurants | | | | | | -0.2 | 97.4 | 97.6 | -0.2 | 97.6 | 97.7 | 0.0 | 97.7 | 97.7 | 2.6 | 97.7 | 95.3 | المطاعم | 11 | |
| 12 | Misc. Services and Goods | | | | | | 0.5 | 90.4 | 89.9 | -0.2 | 89.9 | 90.1 | 0.3 | 90.1 | 89.8 | 0.7 | 89.8 | 89.2 | السلع والخدمات المتنوعة | 12 | |
| 0 | General Index Number | | | | | | -0.7 | 94.5 | 95.2 | -0.3 | 95.2 | 95.4 | 0.2 | 95.4 | 95.3 | 0.3 | 95.3 | 95 | المعدل العام | 0 | |

Annual average change in Kurdistan Region for April / 2017

| # | Divisions | inflation rate | حزيران | حزيران | inflation rate | آيار | آيار | inflation rate | نيسان | نيسان | inflation rate | آذار | آذار | inflation rate | شباط | شباط | inflation rate | كانون الثاني | كانون الثاني | القسم / المجموعة الرئيسية / المجموعة الفرعية | ت | |
|----|---|----------------|--------|--------|----------------|------|------|----------------|-------|-------|----------------|-------|-------|----------------|-------|-------|----------------|--------------|--------------|--|--------------------------------------|----|
| | | | June | June | | May | May | | April | April | | Mar | Mar | | Feb | Feb | | Jan | Jan | | | |
| | | | 2016 | 2015 | | 2016 | 2015 | | 2016 | 2015 | | 2017 | 2016 | | 2017 | 2016 | | 2017 | 2016 | | | |
| | | | | | | | | | | | | | | | | | | | | | | |
| 01 | Food and Non-Alcoholic Beverages | | | | | | | | -1.6 | 92.2 | 93.7 | -2.7 | 92.2 | 94.7 | -3.2 | 92.2 | 95.2 | -7.8 | 91.1 | 98.8 | الاغذية والمشروبات غير الكحولية | 01 |
| 02 | Alcoholic Beverages & Tobacco | | | | | | | | -1.0 | 119.9 | 121.1 | -1.7 | 119.0 | 121.1 | -1.7 | 119.0 | 121.1 | -1.4 | 119.4 | 121.1 | المشروبات الكحولية والتبغ | 02 |
| 03 | Clothes and Footwear | | | | | | | | -8.0 | 91.6 | 99.6 | -8.7 | 93.0 | 101.9 | -9.1 | 93.4 | 102.8 | -12.0 | 93.5 | 106.2 | الملابس والأحذية | 03 |
| 04 | Housing, Water ,Electricity& LPG | | | | | | | | -2.5 | 108.4 | 111.2 | -3.5 | 111.8 | 115.9 | -3.8 | 112.8 | 117.2 | -4.4 | 112.4 | 117.6 | السكن ، المياه ، الكهرباء ، الغاز | 04 |
| 05 | House Supplies , Appliances & Maintenance | | | | | | | | 4.6 | 91.3 | 87.2 | 1.0 | 92.4 | 91.5 | -2.9 | 92.4 | 95.1 | -3.8 | 92.5 | 96.1 | التجهيزات والمعدات المنزلية والصيانة | 05 |
| 06 | Health | | | | | | | | -1.0 | 106.8 | 107.9 | 3.1 | 107.4 | 104.2 | -4.0 | 107.5 | 112.0 | -2.1 | 107.5 | 109.8 | الصحة | |
| 07 | Transportation | | | | | | | | -3.5 | 87.5 | 90.7 | -1.8 | 88.6 | 90.2 | -6.0 | 88.6 | 94.3 | -6.9 | 88.6 | 95.1 | النقل | 07 |
| 08 | Communications | | | | | | | | 5.3 | 94.8 | 90.0 | 10.1 | 94.6 | 85.9 | 0.1 | 94.8 | 94.7 | 1.3 | 94.8 | 93.6 | الاتصال | 08 |
| 09 | Recreation and Culture | | | | | | | | -13.1 | 81.2 | 93.5 | -15.8 | 82.2 | 97.6 | -16.7 | 82.6 | 99.2 | -11.2 | 85.1 | 95.8 | الترفيه والثقافة | 09 |
| 10 | Education | | | | | | | | 4.3 | 116.8 | 112.0 | 5.9 | 118.3 | 111.7 | 2.8 | 118.3 | 115.1 | 9.7 | 126.3 | 115.1 | التعليم | 10 |
| 11 | Restaurants | | | | | | | | -2.7 | 97.4 | 100.1 | -3.8 | 97.6 | 101.5 | -3.8 | 97.7 | 101.6 | -2.5 | 97.7 | 100.2 | المطاعم | 11 |
| 12 | Misc. services and Goods | | | | | | | | 3.7 | 90.4 | 87.2 | -1.8 | 89.9 | 91.5 | -1.5 | 90.1 | 91.4 | 0.2 | 89.8 | 89.6 | السلع والخدمات المتنوعة | 12 |
| | General Index Number | | | | | | | | -1.3 | 94.5 | 95.8 | 0.7 | 96.5 | 95.9 | -2.5 | 96.7 | 99.2 | -3.0 | 96.7 | 99.7 | الرقم القياسي العام | 00 |

©Ministry of planning/ Kurdistan Region Statistics Office

For more Information, please contact us on:

E-Mail: contact@krso.gov.krd

Web site: www.krso.gov.krd

TEL: 00964 (0)66 255 91 7