



Kurdistan Region Government  
Ministry of Planning  
Kurdistan Region Statistics Office



## **Air Transportation Statistics Report at Kurdistan Region Airports 2016**

Kurdistan Regional Government

Ministry of Planning

Kurdistan Region Statistics Office

# **Air Transportation Statistics Report at Kurdistan Region Airports 2016**

**Transportation and Communication Statistics Department**

**July 2017**

©July 2016, Kurdistan Region Statistics Office/ Ministry of planning

Suggested Citation:

Kurdistan Region Statistics Office, Erbil, Kurdistan Region 2017, Transportation and Communication Statistics Department” *Air Transportation Statistics Report at Kurdistan Region Airports 2016*”

For more information please contact:

Email: [contact@krso.gov.krd](mailto:contact@krso.gov.krd)

Website: [www.krso.gov.krd](http://www.krso.gov.krd)

Tel: +964(0)662559170

Mobile: 07508963143

ID number: 59

## Contents

List of Tables .....	I
List of Figures .....	II
Introduction .....	1
Objectives .....	1
Data collection .....	1
Coverage .....	1
Definitions and concepts .....	2
Main indicators .....	3

## List of Tables

Table 1: Total Amount of transferred cargo at Sulaimani International Airport by Month in KRI, 2016, Value in Ton .....	5
Table 2: Domestic Flights at KRI's Airports, 2016 .....	6
Table 3: Number of domestic and International Flights at KRI's Airports in KRI, 2016 .....	6
Table 4: Number of Passengers (Arrival and Departure) at Erbil International Airport by Domestic Flights and Months in KRI, 2016 .....	8
Table 5: Number of Passengers (Arrival and Departure) at Sulaimani International Airport by Domestic Flights and Months in KRI, 2016 .....	8
Table 6: Number of Passengers (Arrival and Departure) at Erbil International Airport by International Flights and Months in KRI, 2016 .....	9
Table 7: Number of Passengers (Arrival and Departure) at Sulaimani International Airport by International Flights and Months in KRI, 2016 .....	9
Table 8: Number of Passengers (Arrival and Departure) at Erbil International Airport by Airlines and Months in KRI, 2016 .....	10
Table 9: Number of Passengers (Arrival and Departure) at Sulaimani International Airport by Airlines and Months in KRI, 2016 .....	11
Table 10: Total Amount of transported cargo at Erbil International Airport by Month in KRI 2016, Value in Ton .....	12
Table 11: Total Amount of Transported Cargo at Sulaimani International Airport by Month in KRI 2016, Value in Ton .....	12
Table 12: Erbil International Airport by the Number of Passengers, Flights and Airlines in KRI, 2016 .....	13
Table 13: Sulimani International Airport by the Number of Passengers, Flights and Airlines in KRI, 2016 .....	15

**List of Figures**

Figure 1: Number of Arrival Passengers at Erbil International Airport by Airlines in KRI, ..... 3

Figure 2: Number of passengers (Arrival and Departure) by Domestic and International Flights at KRI’s Airports in 2016 ..... 4

Figure 3: loaded and Unloaded Goods at KRI’s Airports in 2018, Value in Ton..... 4

Figure 4: Number of Domestic and International Flights at KRI’s Airports in 2016..... 6

Figure 5: Number of Passengers (Arrival and Departure) at Erbil International Airport by Domestic and International Flights in KRI, 2016 ..... 7

Figure 6: Number of Passengers (Arrival and Departure) at Sulaimani International Airport by Domestic and International Flights in KRI, 2016 ..... 7

Figure 7: Number of Transferred Passengers at Erbil International Airport in KRI in 2016 by Airlines..... 14

Figure 8: Number of Transferred Passengers at Sulaimani International Airport in KRI in 2016 by Airlines ..... 15

## **Introduction**

Air transport is one of the most important means of transport for its high speed in reaching to the destination in a shorter time comparing to the other ways of transportation. Air transport facilitate the process of transport by the service it provides to transport a large number of passengers and large volumes of cargo from one place to another. It also strengthens the international relations. We should not underestimate the air transport's significant contribution to gross domestic product and its role in economic growth.

Due to the importance of air transport, Kurdistan Region Statistics Office (KRSO) in coordination with the Ministry of transport and communications / directorate of planning works to get data from the airports of the Kurdistan region (KRI) on an annual base to show it in an annual report to make data available for users.

## **Objectives**

The aim of this report is to provide statistical indicators of airport activities including the number of flights (arrival and departure), number of passengers come and leave via different airlines, number of domestic and international flights to and from the airports of the Kurdistan region and other international airports in addition to the volume of loaded and unloaded cargo.

## **Data collection**

In coordination with Erbil and Sulaimani international airports, KRSO collects data from airports and compiles them in tables that have been previously prepared for this purpose. Data would be checked in KRSO and the key indicators are presented in an annual report after getting a logic and reasonable data that is meaningful for users.

## **Coverage**

The report includes annual data collected from Erbil and Sulaimani international airport in 2017.

## Definitions and concepts

**Internal flights:** it refers to the movement of aircrafts (arrival and departure) among airports (Baghdad, Najaf, Basra, Erbil, Sulaimani).

**International flights:** it refers to the total number of passengers come to and leave from the airports of the Kurdistan Region (Erbil and Sulaimani).

**Transported passengers:** it refers to the total number of passengers come to and leave from the airports of the Kurdistan Region (Erbil and Sulaimani).

**Passenger aircraft:** it is a plane exclusively used for the transport of passengers and their luggages.

**Arrival flights:** The total flights arrive at the airports of the Kurdistan region from various airlines (Iraqi, Arabic, and foreign).

**Departed flight:** The total flights from different airlines companies (Iraqi, Arabic, and foreign) depart from the airports of the Kurdistan region to other destinations.

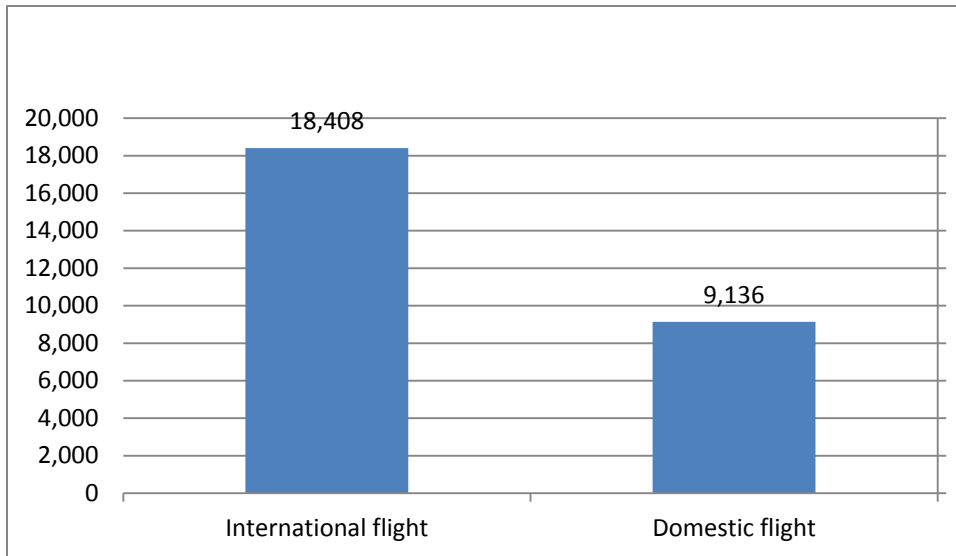
**Cargo:** it is the weight of goods, luggages and postal materials in tons (loaded, unloaded).

## Main indicators

### Number of flights

The total number of flights (landed and departed) reached 27,544 flights in KRI's airports, of which 19,080 flights have been recorded in Erbil airport and 8,464 flights in Sulaimani airport. Of the total flights, 9,136 (33.2%) have been recorded as domestic flights and 18,408 (66.8%) as international flights. Erbil airport recorded 6,811 domestic flights and 12,269 international flights against 2,325 domestic flights and 6,139 international flights in Sulaimani airport.

Figure 1: Number of Arrival Passengers at Erbil International Airport by Airlines in KRI,

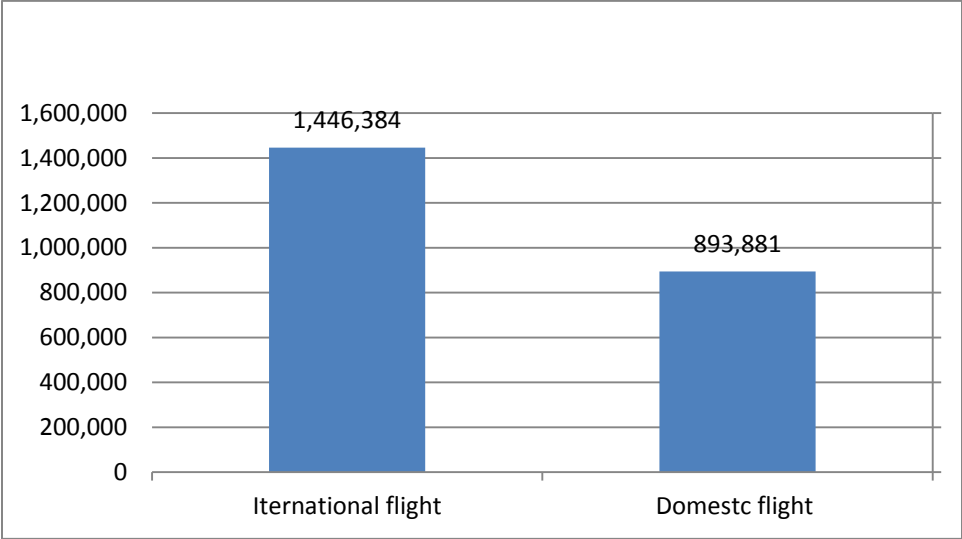


### Number of passengers

In Kurdistan region, in 2016, the number of passengers that have been transported from airports through different airlines was 2,340,265 passengers, of which 893,881 (38.2%) passengers have been internally transported and 1,446,384 (61.8%) passengers have been internationally transported.



Figure 2: Number of passengers (Arrival and Departure) by Domestic and International Flights at KRI's Airports in 2016



**Cargo**

Transported cargo at KRI' airports in 2016 amounted to 43,156 tons, of which 38,342 tons were unloaded and 4,814 tons were loaded.

Figure 3: loaded and Unloaded Goods at KRI's Airports in 2018, Value in Ton

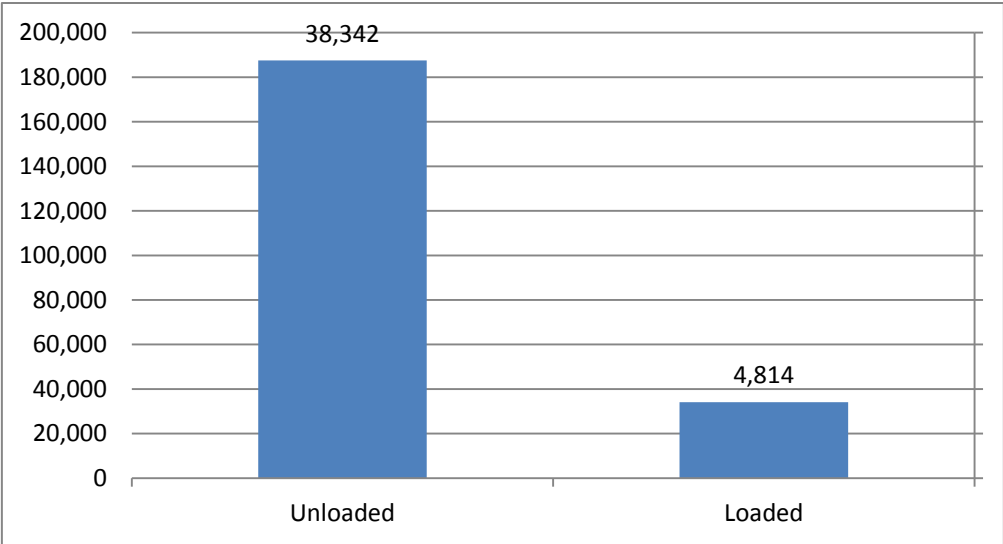


Table 1: Key Indicators of Air Transport in KRI, 2016

Indicator	Measurement unit	Amount
Arrival	Passenger	1,186,640
Departure	Passenger	1,153,625
Arrival	Flight	13,775
Departure	Flight	13,769
Total flights	Total	27,544
Volume of goods (Unloaded)	Ton	38,342
Volume of goods (Loaded)	Ton	4,814
Total volume of goods (Loaded, Unloaded)	Ton	43, 156
Number of employees in KRI's airports	Employees	1,088
Total passengers	passenger	2,340,265

Table 2: Domestic Flights at KRI's Airports by Number of Flights and Passenger, 2016

Airports	Number of flights	Flights		Passengers	
		Arrival	Departure	Arrival	Departure
Erbil international airport	6,811	3,402	3,409	402,360	324,593
Sulaimani international airport	2,325	1,166	1,159	79,914	87,014
Total	9,136	4,568	4,568	482,274	411,607

Table 3: International Flights at KRI's Airports by Number of Flights and Passengers, 2016

Airports	Number of flights	Flights		Passengers	
		Arrival	Departure	Arrival	Departure
Erbil international airport	12,269	6,139	6,130	532,937	554,382
Sulaimani international airport	6,139	3,068	3,071	171,429	187,636
Total	18,408	9,207	9,201	704,366	742,018

Figure 4: Number of Domestic and International Flights at KRI's Airports in 2016

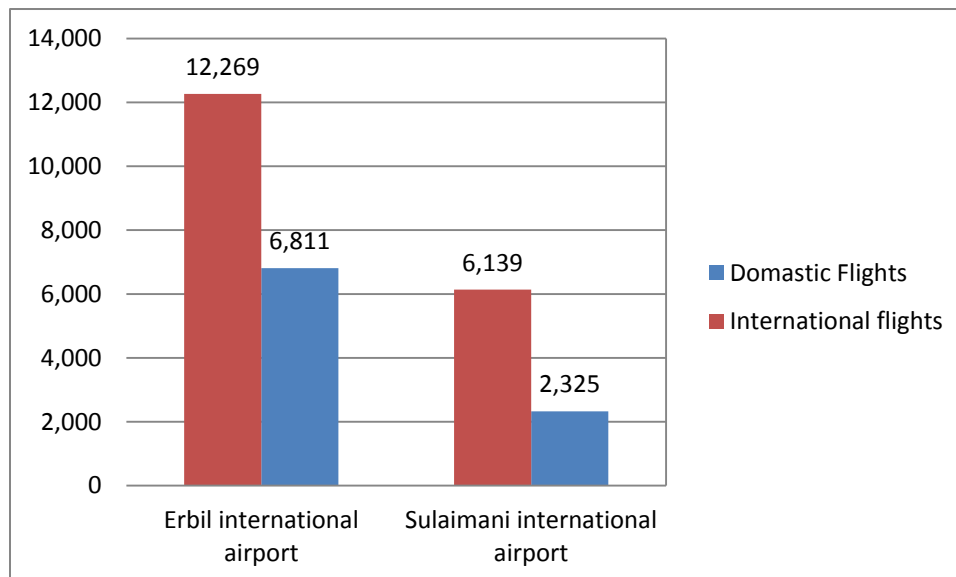


Figure 5: Number of Passengers (Arrival and Departure) at Erbil International Airport by Domestic and International Flights in KRI, 2016

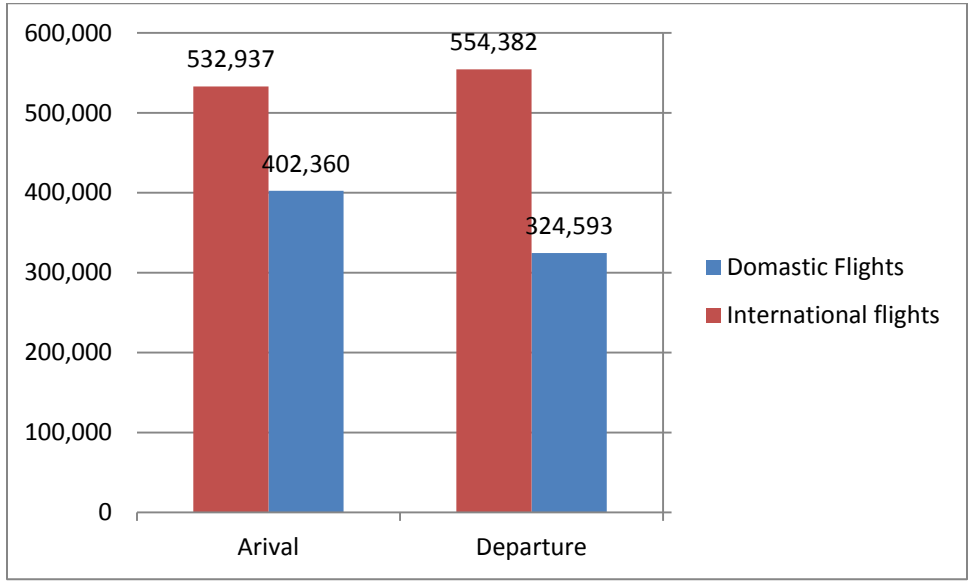
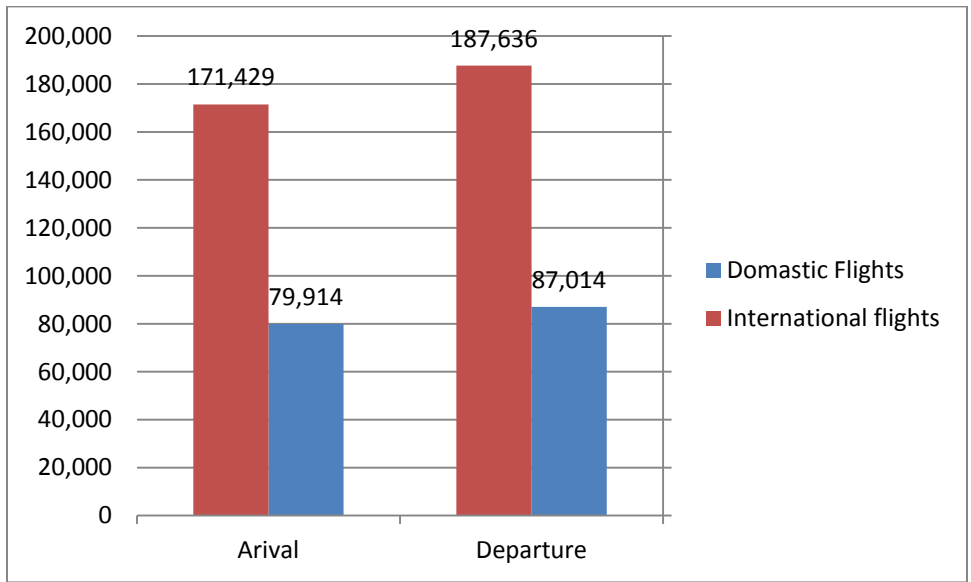


Figure 6: Number of Passengers (Arrival and Departure) at Sulaimani International Airport by Domestic and International Flights in KRI, 2016



**Table 4: Number of Passengers (Arrival and Departure) at Erbil International Airport by Domestic Flights and Months in KRI, 2016**

Month	Arrival	Departure
Jan	28,448	21,422
Feb	32,264	26,519
Mar	32,265	22,330
Apr	33,265	23,860
May	36,629	26,433
June	31,335	18,966
July	43,552	32,636
Aug	38,360	35,146
Sep	35,583	32,417
Oct	31,274	33,142
Nov	28,347	26,953
Dec	31,038	24,769
<b>Total</b>	<b>402,360</b>	<b>324,593</b>

**Table 5: Number of Passengers (Arrival and Departure) at Sulaimani International Airport by Domestic Flights and Months in KRI, 2016**

Month	Arrival	Departure
Jan	4,942	5,025
Feb	6,295	5,898
Mar	6,291	5,920
Apr	5,971	6,021
May	6,669	6,704
June	6,217	4,672
July	8,841	8,903
Aug	8,211	9,974
Sep	8,484	9,844
Oct	6,387	10,141
Nov	5,677	7,850
Dec	5,929	6,062
<b>Total</b>	<b>79,914</b>	<b>87,014</b>

**Table 6: Number of Passengers (Arrival and Departure) at Erbil International Airport by International Flights and Months in KRI, 2016**

Month	Arrival	Departure
Jan	43,825	43,846
Feb	38,480	35,812
Mar	42,658	37,580
Apr	36,339	39,364
May	38,922	42,741
June	40,339	41,021
July	61,190	55,783
Aug	55,336	68,387
Sep	58,605	58,310
Oct	45,736	49,028
Nov	35,851	38,642
Dec	35,656	43,868
Total	532,937	554,382

**Table 7: Number of Passengers (Arrival and Departure) at Sulaimani International Airport by International Flights and Months in KRI, 2016**

Month	Arrival	Departure
Jan	11,589	14,901
Feb	12,597	12,826
Mar	16,479	12,713
Apr	12,477	14,776
May	12,617	15,731
June	12,556	16,303
July	23,166	15,788
Aug	15,351	22,580
Sep	20,834	21,168
Oct	13,336	16,010
Nov	9,664	11,787
Dec	10,763	13,053
Total	171,429	187,636

**Table 8: Number of Passengers (Arrival and Departure) at Erbil International Airport by Airlines and Months in KRI, 2016**

Month	Iraqi Airline		Arabia Airline		Foreign Airline		Total	
	Arrival	Departure	Arrival	Departure	Arrival	Departure	Arrival	Departure
Jan	40,436	33,890	8,721	8,273	23,105	23,116	72,262	65,279
Feb	45,255	35,869	7,730	10,488	15,974	17,759	68,959	64,116
Mar	42,123	30,959	10,131	13,119	15,832	22,669	68,086	66,747
Apr	40,462	30,975	9,078	12,161	20,088	20,064	69,628	63,200
May	44,611	35,916	11,704	13,897	19,361	19,236	75,676	69,049
June	40,432	30,271	10,382	12,249	17,467	20,860	68,281	63,380
July	60,151	46,852	15,955	16,696	24,871	28,636	100,977	92,184
Aug	51,745	55,326	15,382	17,863	30,344	26,569	97,471	99,758
Sep	52,915	47,298	13,351	14,773	28,656	27,922	94,922	89,993
Oct	41,306	45,647	11,566	13,494	23,029	24,138	75,901	83,279
Nov	34,924	34,344	10,364	12,324	18,927	18,910	64,215	65,578
Dec	37,177	33,463	9,283	14,466	20,708	20,234	67,168	68,163
<b>Total</b>	<b>531,537</b>	<b>460,810</b>	<b>133,647</b>	<b>159,803</b>	<b>258,362</b>	<b>270,113</b>	<b>923,546</b>	<b>890,726</b>

Table 9: Number of Passengers (Arrival and Departure) at Sulaimani International Airport by Airlines and Months in KRI, 2016

Month	Iraqi Airline		Arabia Airline		Foreign Airline		Total	
	Arrival	Departure	Arrival	Departure	Arrival	Departure	Arrival	Departure
Jan	7,839	9,136	1,647	1,784	7,045	9,006	16,531	19,926
Feb	11,554	11,347	1,569	1,780	5,769	5,597	18,892	18,724
Mar	11,506	10,888	2,080	1,987	9,184	5,758	22,770	18,633
Apr	9,884	10,667	1,903	2,051	6,661	8,079	18,448	20,797
May	10,937	12,102	2,275	2,389	6,074	7,944	19,286	22,435
June	10,290	13,001	2,186	1,794	6,297	6,180	18,773	20,975
July	18,094	13,252	3,605	2,673	10,308	8,766	32,007	24,691
Aug	12,036	16,980	2,714	3,543	8,812	12,031	23,562	32,554
Sep	16,542	15,337	2,990	3,055	9,786	12,620	29,318	31,012
Oct	9,142	13,966	2,729	2,064	7,852	10,121	19,723	26,151
Nov	7,961	10,252	1,613	1,733	5,767	7,652	15,341	19,637
Dec	8,713	9,054	1,603	2,218	6,376	7,843	16,692	19,115
Total	134,498	145,982	26,914	27,071	89,931	101,597	251,343	274,650



Table 10: Transported Cargo at Erbil International Airport by Month in KRI, 2016

Month	All Airlines (Iraqi, Arabic, Foreigner)	
	Unloaded (ton)	Loaded (ton)
Jan	2,826	126
Feb	1,559	111
Mar	1,632	131
Apr	1,736	85
May	1,498	84
June	1,593	154
July	1,521	123
Aug	1,735	165
Sep	1,472	77
Oct	2,247	171
Nov	1,563	78
Dec	2,389	96
Total	21,771	1,401

Table 11: Transported Cargo at Sulaimani International Airport by Month in KRI, 2016

Month	All Airlines (Iraqi, Arabic, Foreigner)	
	Unloaded (ton)	Loaded (ton)
Jan	842	4
Feb	763	1
Mar	890	102
Apr	904	14
May	680	177
June	604	243
July	568	168
Aug	1,499	294
Sep	1,611	201
Oct	4,374	2,103
Nov	1,777	60
Dec	2,059	46
Total	16,571	3,413

Table 12: Erbil International Airport by the Number of Passengers, Flights and Airlines in KRI, 2016

Airline	Number of Flights			Number of Passengers		
	Arrival	Departure	Total	Arrival	Departure	Total
Al Arabiya Airlines	91	91	182	4,548	6,948	11,496
Al Arabiya -Jordan	104	104	208	10,248	11,734	21,982
Al Naser Airline	69	69	138	9,746	2,738	12,484
AtlasGlobal Airline	491	491	982	41,709	36,664	78,373
Austrian Airlines	342	342	684	21,211	19,104	40,315
Black Sea Airlines	3	3	6	296	0	296
Borajet Airlines	199	198	397	10,111	11,073	21,184
Egypt Air	165	165	330	10,051	10,667	20,718
Avion Airlines	3	3	6	0	308	308
Baghdad Airlines	710	710	1,420	68,180	40,374	108,554
Dubai Airlines	343	343	686	26,060	26,265	52,325
Germany	158	158	316	19,780	21,424	41,204
Iraqi	3,130	3,131	6,261	334,715	303,185	637,900
Lufthansa	102	102	204	7,972	6,111	14,083
Mahan	158	158	316	17,692	17,496	35,188
Middle East Airlines	373	373	746	32,438	32,796	65,234
Pegasus Airlines	460	462	922	48,546	53,521	102,067
Qatar Airlines	480	480	960	39,284	36,401	75,685
Royal Falcon	10	10	20	1,035	814	1,849
Royal Jordanian	465	465	930	30,971	32,770	63,741
Tunisia airlines	12	12	24	1,272	1,408	2,680
Turkish Airlines	830	831	1,661	78,401	84,481	162,882
Zagrosjet	841	840	1,681	118,896	114,513	233,409
Total	9,539	9,541	19,080	933,162	870,795	1,803,957

Figure 7: Number of Transferred Passengers at Erbil International Airport in KRI in 2016 by Airlines

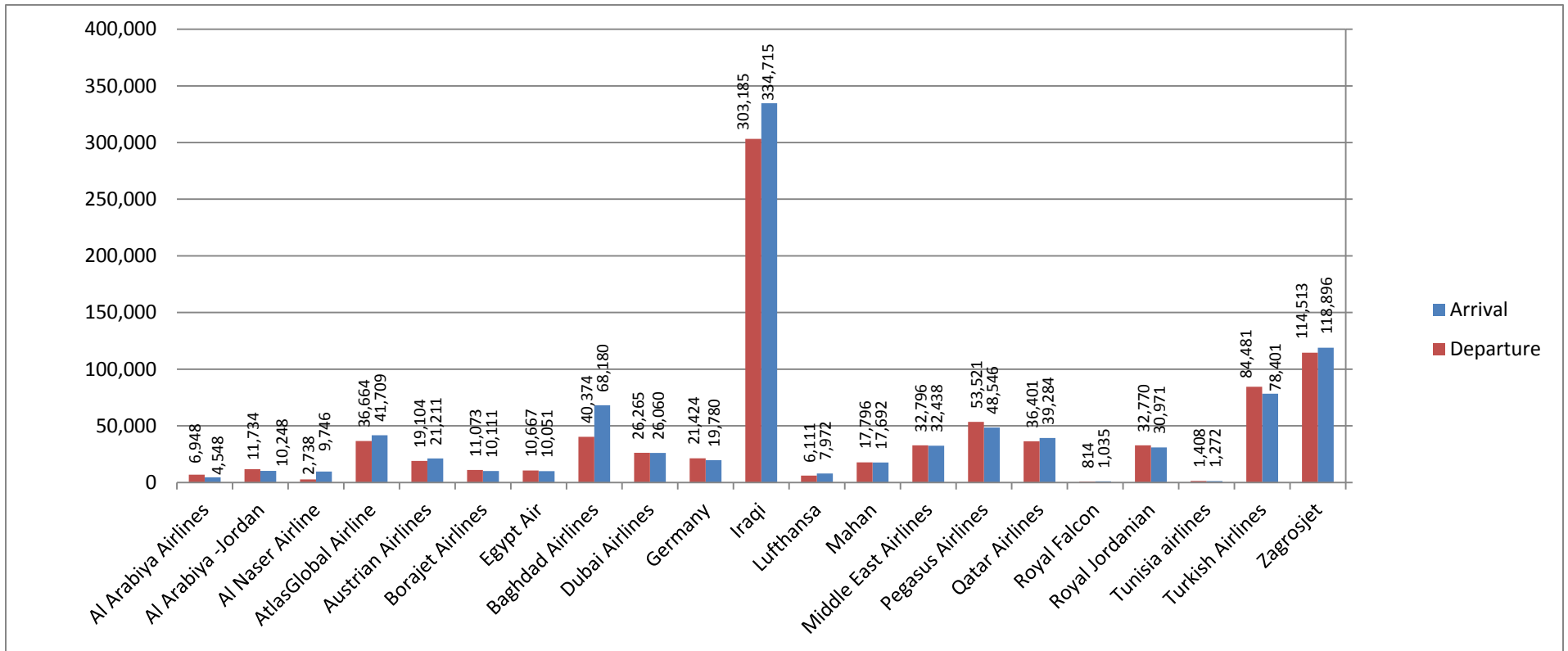
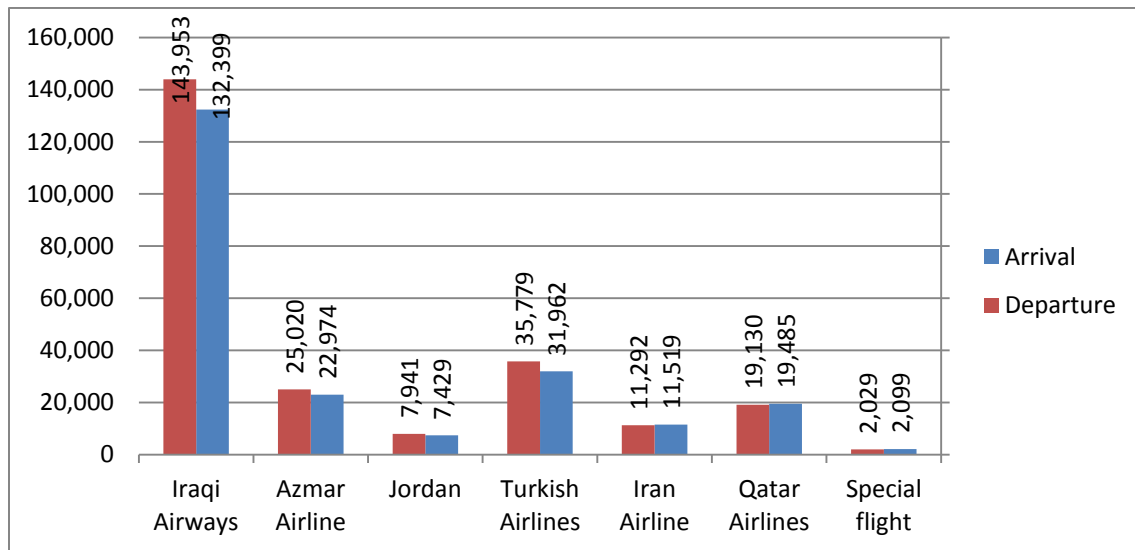


Table 13: Sulimani International Airport by the Number of Passengers, Flights and Airlines in KRI, 2016

Airline	Number of Flights			Number of Passengers		
	Arrival	Departure	Total	Arrival	Departure	Total
Iraqi	1,839	1,837	3,676	132,399	143,953	276,352
Azmar Airline	206	206	412	22,974	25,020	47,994
Jordan	196	196	392	7,429	7,941	15,370
Pegasus Airlines	68	68	136	3,602	5,748	9,350
Turkish Airlines	416	414	830	31,962	35,779	67,741
Iran Airlines	155	155	310	11,519	11,292	22,811
AtlasGlobal Airline	322	324	646	19,874	23,758	43,632
Qatar Airlines	365	365	730	19,485	19,130	38,615
Special	59	58	117	2,099	2,029	4,128
Cargo Flight	608	607	1,215	/	/	/
<b>Total</b>	<b>4,234</b>	<b>4,230</b>	<b>8,464</b>	<b>251,343</b>	<b>274,650</b>	<b>525,993</b>

Figure 8: Number of Transferred Passengers at Sulaimani International Airport in KRI in 2016 by Airlines



Ministry of Planning / Kurdistan Region Statistics Office

[www.krso.gov.krd](http://www.krso.gov.krd)

