



Kurdistan Region Government  
Ministry of Planning  
Kurdistan Region Statistics



## **Air Transportation Statistics Report at Kurdistan Region Airports 2017**

Kurdistan Regional Government  
Ministry of Planning  
Kurdistan Region Statistics Office

# **Air Transportation Statistics Report at Kurdistan Region Airports 2017**

**Transportation and Communication Statistics Department**

**February 2019**

©February 2019, Kurdistan Region Statistics Office/ Ministry of planning

Suggested Citation:

Kurdistan Region Statistics Office, Erbil, Kurdistan 2019, Transportation and Communication Statistics Department” *Air Transportation Statistics Report at Kurdistan Region Airports 2017*”

For more information please contact:

Email: [contact@krso.gov.krd](mailto:contact@krso.gov.krd)

Website: [www.krso.gov.krd](http://www.krso.gov.krd)

Tel: 07508963143

ID number: 65

## Contents

List of Tables .....	I
List of Figures .....	II
Introduction .....	1
Objectives .....	1
Data collecting .....	1
Coverage .....	2
Definitions and concepts .....	2
Main indicators .....	3

## List of Tables

Table 1: Key Indicators of Air Transport in KRI, 2017 .....	5
Table 2: Domestic Flights at KRI's Airports, 2017 .....	5
Table 3: International Flights at KRI's airports, 2017 .....	5
Table 4: Number of Passengers (Arrival and Departure) at Erbil International Airport by Domestic Flights and Months in KRI, 2017 .....	7
Table 5: Number of Passengers (Arrival and Departure) at Sulaimani International Airport by Domestic Flights and Months in KRI, 2017 .....	8
Table 6: Number of Passengers (Arrival and Departure) at Erbil International Airport by International Flights and Months in KRI, 2017 .....	8
Table 7: Number of Passengers (Arrival and Departure) at Sulaimani International Airport by International Flights and Months in KRI, 2017 .....	9
Table 8: Number of Passengers (Arrival and Departure) at Sulaimani International Airport by International Flights and Months in KRI, 2017 .....	9
Table 9: Number of Passengers (Arrival and Departure) at Sulaimani International Airport by Airlines and Months in KRI, 2017 .....	10
Table 10: Total Amount of Transferred Cargo at Erbil International Airport by Month in KRI, 2017 .....	11
Table 11: Total Amount of Transferred cargo at Sulaimani International Airport by Month in KRI, 2017 .....	11
Table 12: Erbil International Airport by the Number of Passengers, Flights and Airlines in KRI, 2017 .....	12
Table 13: Sulimani International Airport by the Number of Passengers, Flights and Airlines in KRI, 2017 .....	15

## List of Figures

Figure 1: Number of Domestic and International Flights at Kurdistan Region’s Airports in 2017 .....	3
Figure 2: Number of Passengers (arrival and departure) at KRI’ Airports in 2017 by Domestic and International Flight .....	4
Figure 3: Transported Goods at KRI’s Airports in 2017, Value in Ton.....	4
Figure 4: Number of Domestic and International Flights at KRI’s Airports, 2017.....	6
Figure 5: Number of Passengers (Arrival and Departure) at Erbil International Airport by Domestic and International Flights in KRI, 2017 .....	6
Figure 6: Number of Passengers (Arrival and Departure) at Sulaimani International Airport by Domestic and International Flights in KRI, 2017 .....	7
Figure 7: Number of Arrival Passengers at Erbil International Airport by Airlines in KRI, 2017 .....	13
Figure 8: Number of Departure Passengers at Erbil International Airport by Airlines in KRI, 2017 .....	14
Figure 9: Number of Arrival Passengers at Sulaimani International Airport by Airlines in KRI in 2017.....	16
Figure 10: Number of Departure Passengers at Sulaimani International Airport by Airlines in KRI, 2017	17

## Introduction

Air transport is one of the most important means of transport for its high speed in reaching to the destination in a shorter time comparing to the other ways of transportation. Air transport facilitate the process of transport by the service it provides to transport a large number of passengers and large volumes of cargo from one place to another. It also strengthens the international relations. We should not underestimate the air transport's significant contribution to gross domestic product and its role in economic growth.

Due to the importance of air transport, Kurdistan Region Statistics Office (KRSO) in coordination with the Ministry of transport and communications / directorate of planning works to get data from the airports of the Kurdistan region (KRI) on an annual base to show it in an annual report to make data available for users.

## Objectives

The aim of this report is to provide statistical indicators of airport activities including the number of flights (arrival and departure), number of passengers come and leave via different airlines, number of domestic and international flights to and from the airports of the Kurdistan region and other international airports in addition to the volume of loaded and unloaded cargo.

## Data collecting

In coordination with Erbil and Sulaimani international airports, KRSO collects data from airports and compiles them in tables that have been previously prepared for this purpose. Data would be checked in KRSO and the key indicators are presented in an annual report after getting a logic and reasonable data that is meaningful for users.

## Coverage

The report includes annual data collected from Erbil and Sulaimani international airport in 2017.

## Definitions and concepts

**Internal flights:** it refers to the movement of aircrafts (arrival and departure) among airports (Baghdad, Najaf, Basra, Erbil, Sulaimani).

**International flights:** it refers to the total number of passengers come to and leave from the airports of the Kurdistan Region (Erbil and Sulaimani).

**Transported passengers:** it refers to the total number of passengers come to and leave from the airports of the Kurdistan Region (Erbil and Sulaimani).

**Passenger aircraft:** it is a plane exclusively used for the transport of passengers and their luggages.

**Arrival flights:** The total flights arrive at the airports of the Kurdistan region from various airlines (Iraqi, Arabic, and foreign).

**Departed flight:** The total flights from different airlines companies (Iraqi, Arabic, and foreign) depart from the airports of the Kurdistan region to other destinations.

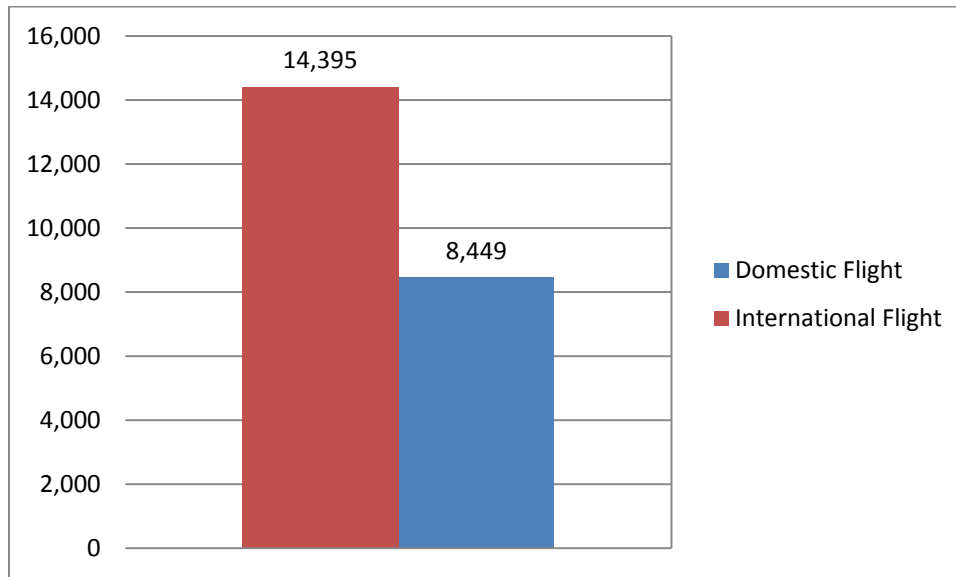
**Cargo:** it is the weight of goods, luggages and postal materials in tons (loaded, unloaded).

## Main indicators

### Number of flights

The total number of flights (landed and departed) reached 22,844 flights in KRI's airports in 2017, of which 15,294 flights have been recorded in Erbil airport and 7,550 flights in Sulaimani airport. Of the total flights, 8,449 (37.0%) have been recorded as domestic flights and 14,395 (63.0%) as international flights. Erbil airport recorded 5,755 domestic flights and 9,539 international flights against 2,694 domestic flights and 4,856 international flights in Sulaimani airport.

Figure 1: Number of Domestic and International Flights at Kurdistan Region's Airports in 2017

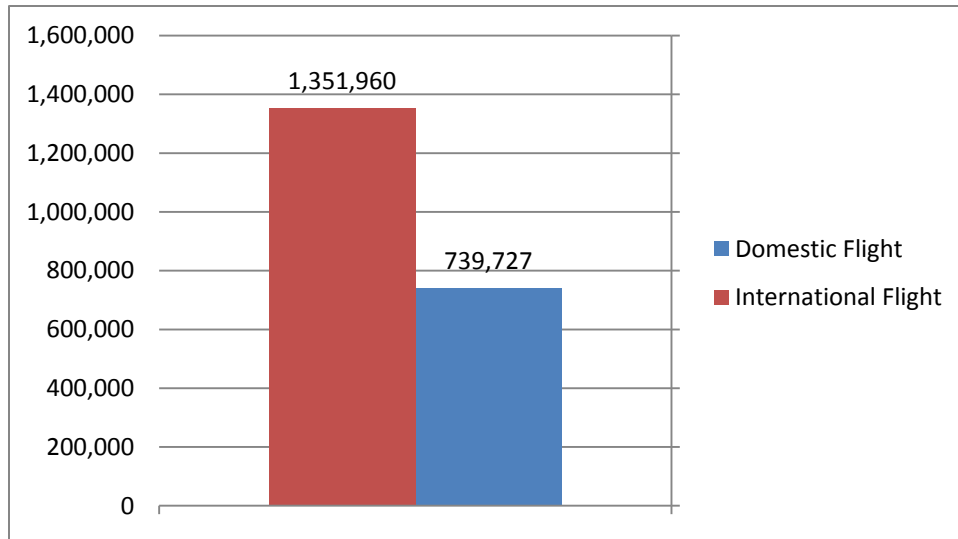


### Number of passengers

In Kurdistan region, in 2017, the number of transported passengers at Erbil and Sulaimani airports reached 2,091,687 passengers, of which 739,727 (35.4%) passengers have been internally and 1,351,960 (64.6%) passengers have been internationally transported.



Figure 2: Number of Passengers (arrival and departure) at KRI' Airports in 2017 by Domestic and International Flight



## Cargo

Transported cargo at KRI' airports in 2017 amounted to 55,954 tons (52,462 tons unloaded and 3,492 tons loaded).

Figure 3: Transported Goods at KRI's Airports in 2017, Value in Ton

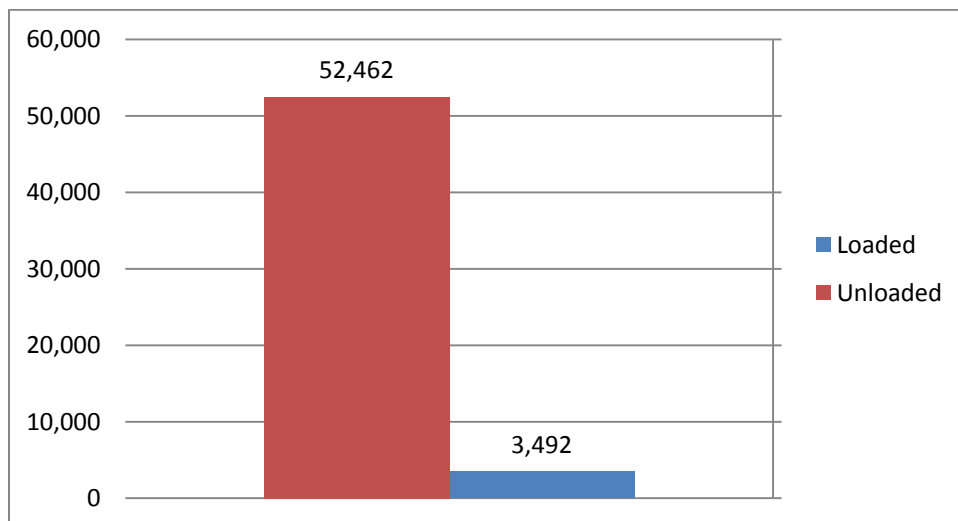


Table 1: Key Indicators of Air Transport in KRI, 2017

Indicator	Measurement unit	Amount
Arrival	Passenger	1,053,448
Departure	Passenger	1,038,239
Arrival	Flight	11,421
Departure	Flight	11,423
Total flights	Total	22,844
Cargo (Unloaded)	Ton	52,462
Cargo (Loaded)	Ton	3,492
Total Cargo (Loaded, Unloaded)	Ton	55,954
Total passengers	passenger	2,091,687

Table 2: Domestic Flights at KRI's Airports, 2017

Airports	Number of flights	Flights		Passengers	
		Arrival	Departure	Arrival	Departure
Erbil international airport	5,755	2,873	2,882	299,736	283,767
Sulaimani international airport	2,694	1,351	1,343	70,813	85,411
Total	8,449	4,224	4,225	370,549	369,178

Table 3: International Flights at KRI's airports, 2017

Airports	Number of flights	Flights		Passengers	
		Arrival	Departure	Arrival	Departure
Erbil international airport	9,539	4,773	4,766	528,091	494,937
Sulaimani international airport	4,856	2,424	2,432	154,808	174,124
Total	14,395	7,197	7,198	682,899	669,061

Figure 4: Number of Domestic and International Flights at KRI's Airports, 2017

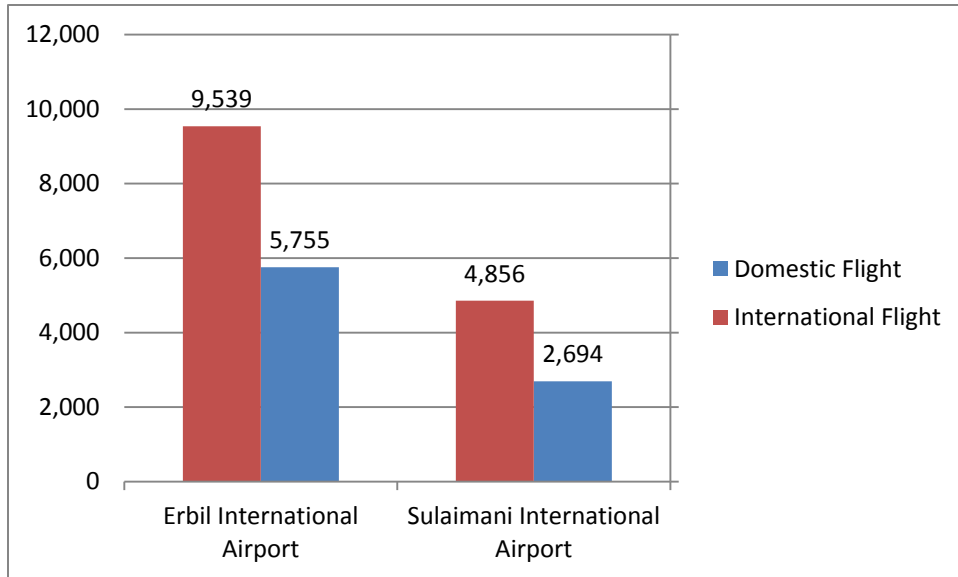


Figure 5: Number of Passengers (Arrival and Departure) at Erbil International Airport by Domestic and International Flights in KRI, 2017

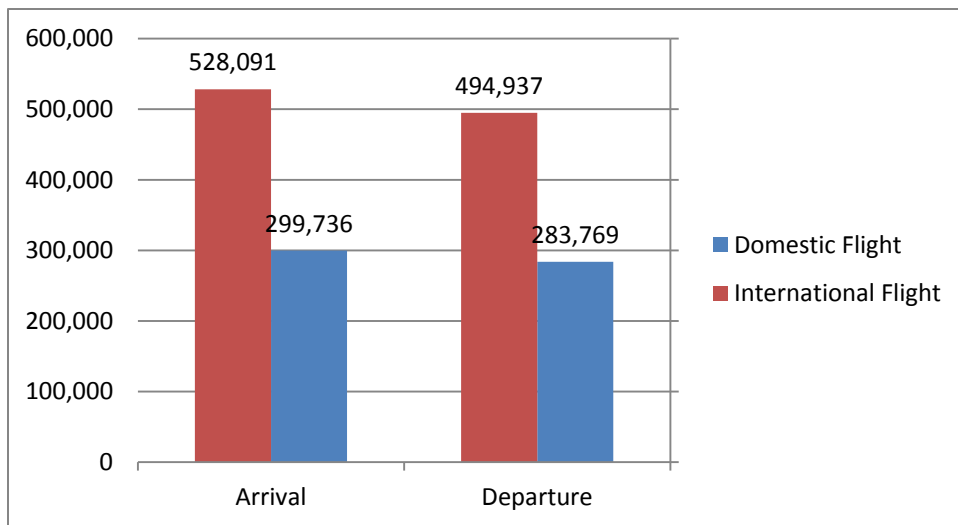


Figure 6: Number of Passengers (Arrival and Departure) at Sulaimani International Airport by Domestic and International Flights in KRI, 2017

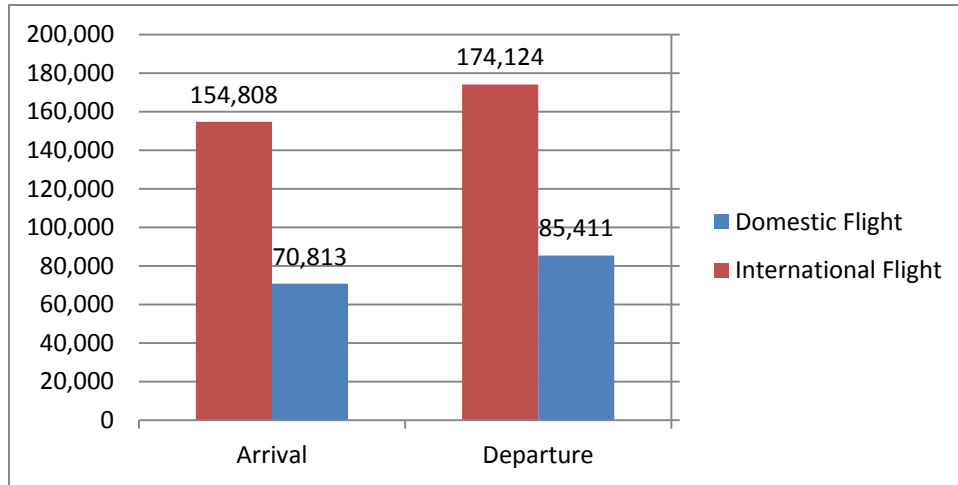


Table 4: Number of Passengers (Arrival and Departure) at Erbil International Airport by Domestic Flights and Months in KRI, 2017

Month	Arrival	Departure
Jan	30,139	23,576
Feb	31,123	26,057
Mar	28,350	24,167
Apr	26,862	21,325
May	24,025	22,106
June	19,515	15,438
July	25,608	24,806
Aug	26,162	22,886
Sep	20,567	21,849
Oct	19,249	25,250
Nov	22,183	25,448
Dec	25,953	30,859
Total	299,736	283,767

Table 5: Number of Passengers (Arrival and Departure) at Sulaimani International Airport by Domestic Flights and Months in KRI, 2017

Month	Arrival	Departure
Jan	9,944	11,389
Feb	6,052	6,328
Mar	4,936	5,680
Apr	4,605	5,189
May	4,440	5,095
June	4,090	3,678
July	5,873	6,650
Aug	5,937	6,526
Sep	4,750	6,698
Oct	5,857	8,731
Nov	6,688	9,195
Dec	7,641	10,252
Total	70,813	85,411

Table 6: Number of Passengers (Arrival and Departure) at Erbil International Airport by International Flights and Months in KRI, 2017

Month	Arrival	Departure
Jan	38,670	45,329
Feb	44,677	43,721
Mar	58,812	58,561
Apr	54,180	49,923
May	57,244	50,912
June	50,888	47,066
July	72,820	72,152
Aug	85,382	66,539
Sep	65,418	60,734
Oct	0	0
Nov	0	0
Dec	0	0
Total	528,091	494,937

Table 7: Number of Passengers (Arrival and Departure) at Sulaimani International Airport by International Flights and Months in KRI, 2017

Month	Arrival	Departure
Jan	8,581	8,327
Feb	15,087	15,771
Mar	19,575	18,069
Apr	16,371	18,831
May	13,714	19,068
June	17,111	17,796
July	25,275	23,388
Aug	20,020	31,059
Sep	18,903	21,396
Oct	101	352
Nov	50	53
Dec	20	14
Total	154,808	174,124

Table 8: Number of Passengers (Arrival and Departure) at Sulaimani International Airport by International Flights and Months in KRI, 2017

Month	Iraqi Airline		Arabia Airline		Foreign Airline		Total	
	Arrival	Departure	Arrival	Departure	Arrival	Departure	Arrival	Departure
Jan	29,907	23,945	27,061	21,240	18,500	17,061	75,468	62,246
Feb	31,484	27,772	25,872	25,025	17,488	17,937	74,844	70,734
Mar	32,243	30,800	30,582	29,821	24,086	22,358	86,911	82,979
Apr	26,735	23,388	26,997	26,043	23,053	26,074	76,785	75,505
May	28,637	28,329	25,470	25,043	20,830	25,978	74,937	79,350
June	24,624	22,178	19,824	19,723	22,133	24,425	66,581	66,326
July	34,655	33,177	29,966	28,801	33,139	35,648	97,760	97,626
Aug	33,818	37,284	27,826	31,715	31,057	39,269	92,701	108,268
Sep	30,846	27,678	24,685	28,714	25,770	30,875	81,301	87,267
Oct	18,269	23,945	980	1,305	79	49	19,249	25,250
Nov	20,763	24,043	1,420	1,405	0	0	22,183	25,448
Dec	24,233	28,412	1,641	2,398	0	0	25,953	30,859
Total	336,214	330,951	242,324	241,233	216,135	239,674	794,673	811,858

Table 9: Number of Passengers (Arrival and Departure) at Sulaimani International Airport by Airlines and Months in KRI, 2017

Month	Iraqi Airline		Arabia Airline		Foreign Airline		Total	
	Arrival	Departure	Arrival	Departure	Arrival	Departure	Arrival	Departure
Jan	9,344	10,540	2,310	2,067	6,871	7,109	18,525	19,716
Feb	11,604	11,473	1,960	2,755	7,575	7,871	21,139	22,099
Mar	11,159	11,595	3,552	3,205	9,800	8,949	24,511	23,749
Apr	9,112	10,020	2,614	2,940	9,250	11,060	20,976	24,020
May	7,751	9,990	29,62	2,748	7,441	11,425	18,154	24,163
June	10,065	10,670	2,803	1,798	8,333	9,006	21,201	21,474
July	13,287	12,061	3,512	2,647	14,349	15,330	31,148	30,038
Aug	11,576	17,018	2,800	4,377	11,581	16,190	25,957	37,585
Sep	11,952	11,834	2,079	3,355	9,622	12,905	23,653	28,094
Oct	5,857	8,731	0	0	101	352	5,958	9,083
Nov	6,688	9,195	0	0	50	53	6,738	9,248
Dec	7,641	10,252	0	0	20	14	7,661	10,266
Total	116,036	133,379	24,592	25,892	84,993	100,264	225,621	259,535

Table 10: Total Amount of Transferred Cargo at Erbil International Airport by Month in KRI, 2017

Month	All Airlines (Iraqi, Arabia, Foreign)	
	Unloaded (ton)	Loaded (ton)
Jan	1,865	105
Feb	1,487	192
Mar	1,863	100
Apr	1,832	89
May	1,821	287
June	1,680	185
July	1,740	300
Aug	2,015	133
Sep	1,540	113
Oct	108	0
Nov	14	0
Dec	4	0
Total	15,969	1,504

Table 11: Total Amount of Transferred cargo at Sulaimani International Airport by Month in KRI, 2017

Month	All Airlines (Iraqi, Arabic, Foreign)	
	Unloaded (ton)	Loaded (ton)
Jan	4,239	1,302
Feb	1,783	220
Mar	2,067	127
Apr	3,398	38
May	1,590	2
June	6,686	213
July	2,209	5
Aug	3,755	59
Sep	10,766	22
Oct	0	0
Nov	0	0
Dec	0	0
Total	36,493	1,988



Table 12: Erbil International Airport by the Number of Passengers, Flights and Airlines in KRI, 2017

Airline	Number of Flights			Number of Passengers		
	Arrival	Departure	Total	Arrival	Departure	Total
Arabia Airlines	77	77	154	8260	7,743	16,003
Arabia -Jordan	79	79	158	8,123	9,735	17,858
Al Naser Airline	4	4	8	216	200	416
Armenian Airlines	19	19	38	1,608	1,917	3,525
AtlasGlobal Airline	324	325	649	39,545	43,437	82,982
Austrian Airlines	260	261	521	20,286	19,970	40,256
Borajet Airlines	51	51	102	2,846	3,470	6,316
Cham Airline	30	30	60	3,559	2,478	6,037
Egypt Air	137	138	275	10,484	10,420	20,904
Inter Airline	2	2	4	143	140	283
Finnish Military	2	2	4	79	49	128
Baghdad Airlines	229	228	457	10,706	11,837	22,543
Dubai Airlines	274	274	548	33,319	32,249	65,568
Jordan Airline	1	1	2	89	99	188
Germany	95	95	190	10,606	12,302	22,908
Iraqi	196,3	196,3	392,6	336,214	330,951	667,165
Lufthansa	78	78	156	7,409	6,072	13,481
Mahan	115	115	230	11,357	11,050	22,407
Middle East Airlines	274	274	548	26,145	24,491	50,636
Pegasus Airlines	346	347	693	43,866	54,458	98,324
Qatar Airlines	446	446	892	38,467	34,529	72,996
Royal Jordanian	347	348	695	25,683	27,975	53,658
Tunisia airlines	5	5	10	292	446	738
Turkish Airline	690	689	1379	81,067	90,129	171,196
Ariana Airline	2	2	4	169	150	319
Zagrosjet	563	562	1125	74,135	75,561	149,696
Total	7,648	7,646	15,294	673,794	858,811	1,606,531

Figure 7: Number of Arrival Passengers at Erbil International Airport by Airlines in KRI, 2017

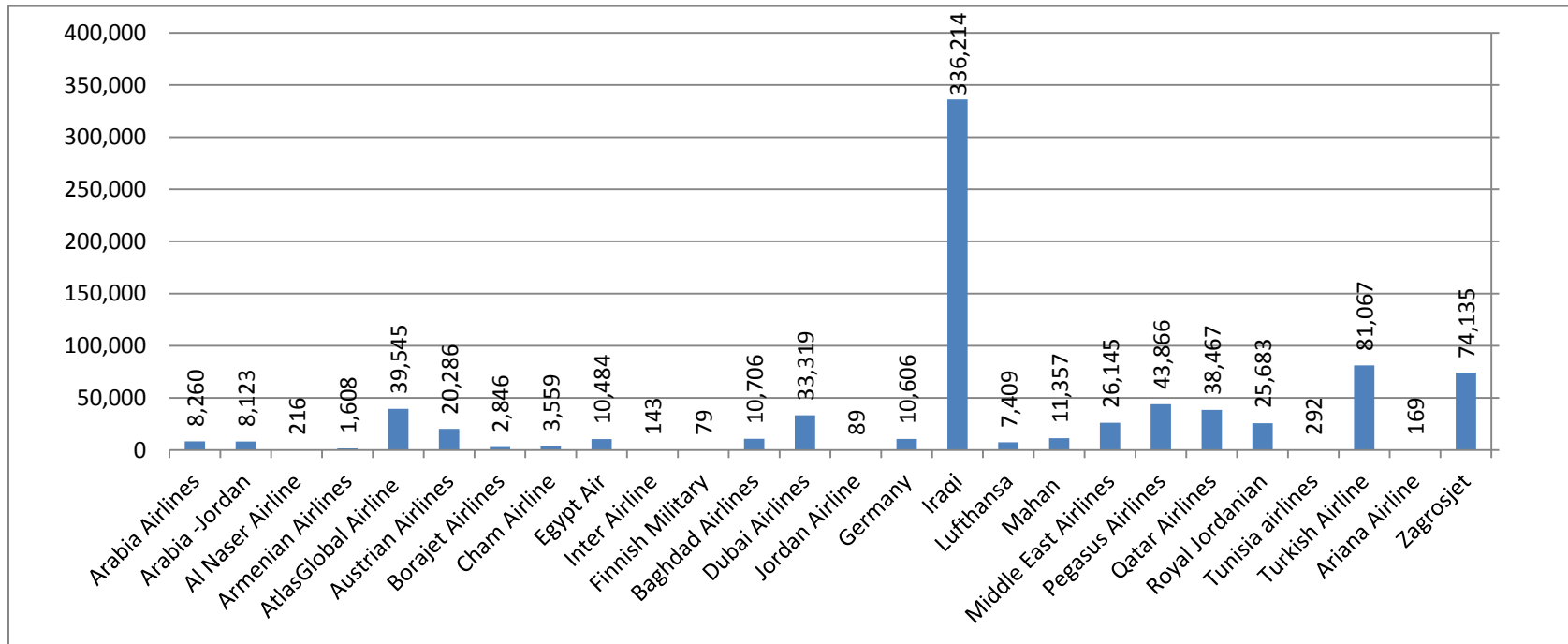


Figure 8: Number of Departure Passengers at Erbil International Airport by Airlines in KRI, 2017

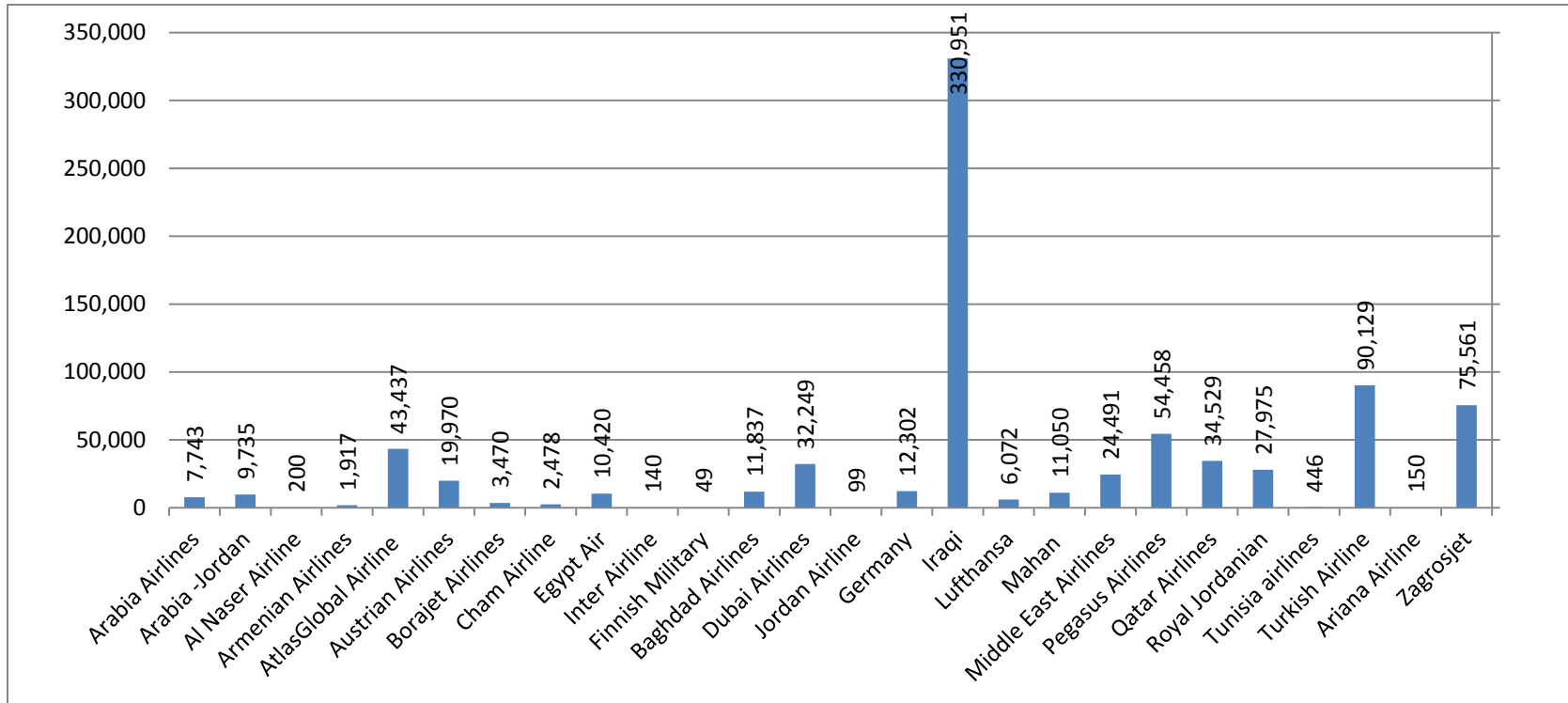


Table 13: Sulimani International Airport by the Number of Passengers, Flights and Airlines in KRI, 2017

Airline	Number of Flights			Number of Passengers		
	Arrival	Departure	Total	Arrival	Departure	Total
Iraqi	1,898	1,898	3,796	116,036	13,3379	249,415
Azmar Airline	130	130	260	14,430	16,643	31,073
Jordan	143	143	286	7,418	8,382	15,800
Pegasus Airlines	152	152	304	14,598	21,313	35,911
Turkish Airlines	268	268	536	30,330	33,231	63,561
Iran Airlines	110	110	220	7,913	7,824	15,737
AtlasGlobal Airline	148	148	296	16,292	19,344	35,636
Qatar Airlines	257	257	514	16,826	17,307	34,133
Damascus	7	7	14	348	203	551
Special	131	131	262	1,430	1,909	3,339
Cargo Flight	531	531	1,062	0	0	0
Total	3,775	3,775	7,550	225,621	259,535	485,156

Figure 9: Number of Arrival Passengers at Sulaimani International Airport by Airlines in KRI in 2017

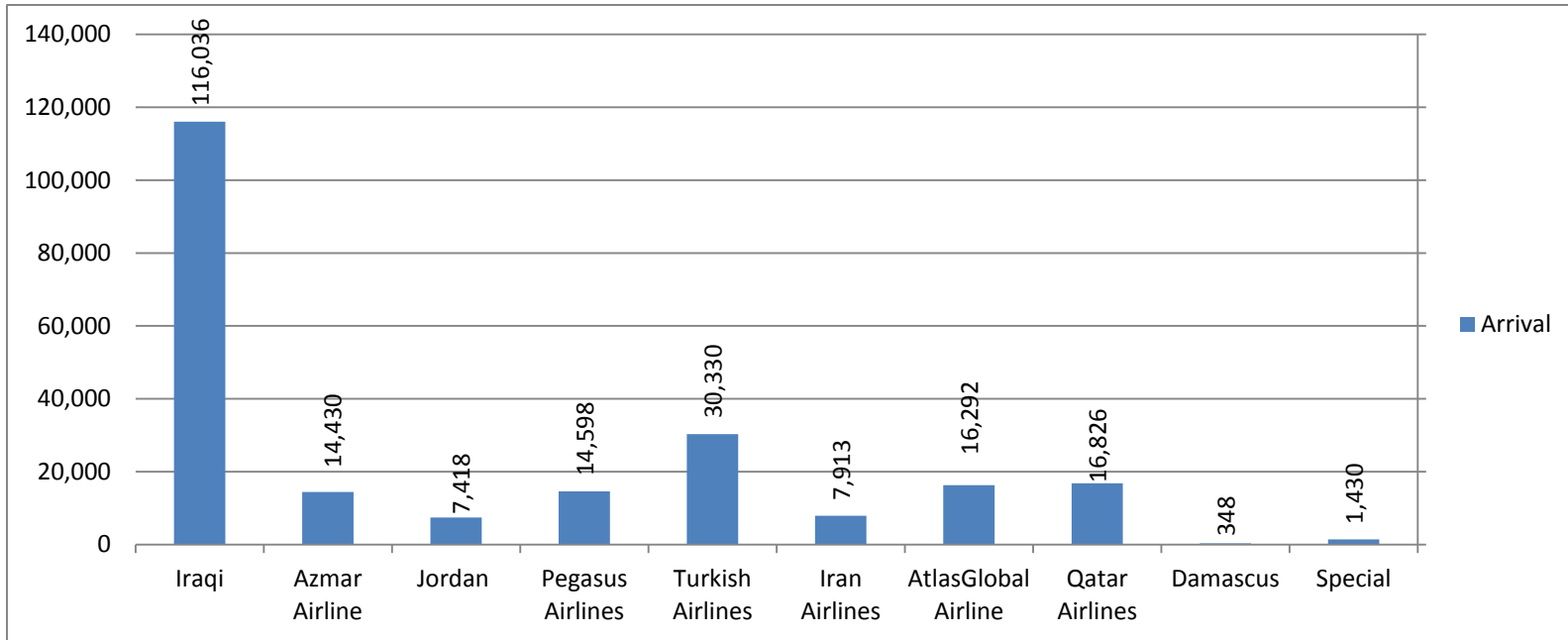
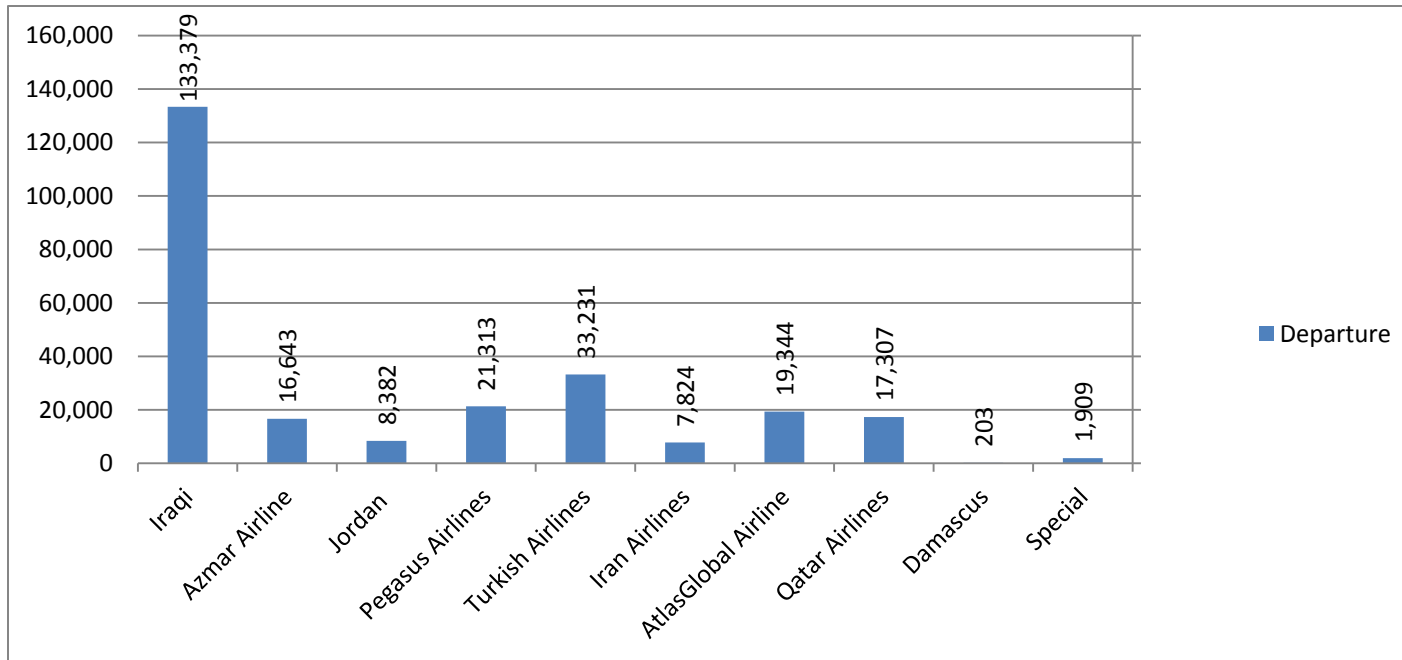


Figure 10: Number of Departure Passengers at Sulaimani International Airport by Airlines in KRI, 2017



Ministry of Planning / Kurdistan Region Statistics Office

[www.krso.gov.krd](http://www.krso.gov.krd)

