



Kurdistan Region Government  
Ministry of Planning  
Kurdistan Region Statistics Office



## **Air Transportation Statistics Report at Kurdistan Region Airports 2015**

**Kurdistan Regional Government**

**Ministry of Planning**

**Kurdistan Region Statistics Office**

# **Air Transportation Statistics Report at Kurdistan Region Airports 2015**

**Transportation and Communication Statistics Department**

**December 2016**

© December 2016, Kurdistan Region Statistics Office/ Ministry of planning

Suggested Citation:

Kurdistan Region Statistics Office, Erbil, Kurdistan region 2016, Transportation and Communication Statistics Department” *Air Transportation Statistics Report at Kurdistan Region Airports 2015*”

For more information please contact:

Email: [contact@krso.gov.krd](mailto:contact@krso.gov.krd)

Website: [www.krso.gov.krd](http://www.krso.gov.krd)

Tel: +964(0)662559170

Mobile: 07508963143

ID number: 56

## Contents

List of Tables .....	IV
List of Figures .....	V
Introduction .....	1
Objectives .....	1
Data collecting .....	1
Coverage .....	2
Definitions and concepts .....	2
Main indicators .....	3

## List of Tables

Table 1: Key Indicators of Air Transport in KRI, 2015 .....	5
Table 2: Domestic Flights at KRI's airports in 2015.....	5
Table 3: International Flights at KRI's airports in2015.....	6
Table 4: Number of Passengers (Arrival and Departure) at Erbil International Airport by Domestic Flights and Months in KRI, 2015 .....	8
Table 5: Number of Passengers (Arrival and Departure) at Sulaimani International Airport by Domestic Flights and Months in KRI, 2015 .....	8
Table 6: Number of Passengers (Arrival and Departure) at Erbil International Airport by International Flights and Months in KRI, 2015 .....	9
Table 7: Number of Passengers (Arrival and Departure) at Sulaimani International Airport by International Flights and Months in KRI, 2015 .....	9
Table 8: Number of Passengers (Arrival and Departure) at Erbil International Airport by Airlines and Months in KRI, 2015.....	10
Table 9: Number of Passengers (Arrival and Departure) at Sulaimani International Airport by Airlines and Months in KRI 2015.....	11
Table 10: Total transferred cargo at Erbil International Airport by month in KRI 2015 .....	12
Table 11: Total transferred cargo at Sulaimani International Airport by month in KRI 2015.....	12
Table 12: Erbil International Airport in KRI 2015 by the number of passengers, flights and Airlines .....	13
Table 13: Sulimani International Airport in KRI 2015 by the Number of Passengers, Flights and Airlines.	14

## List of Figures

Figure 1: Number of Domestic and International Flights at KRI's Airports in 2015 .....	3
Figure 2: Number of passengers (arrival and departure) at KRI's airports in 2015 .....	4
Figure 3: loaded and Unloaded Goods at KRI's Airports in 2015, value in ton .....	4
Figure 4: Number of domestic and International Flights at KRI's airports in 2015 .....	6
Figure 5: Number of Passengers (Arrival and Departure) at Erbil International Airport by Domestic and International Flights in KRI, 2015 .....	7
Figure 6: Number of Passengers (Arrival and Departure) at Sulaimani International Airport by Domestic and International Flights in KRI, 2015 .....	7
Figure 8: Number of Departure Passengers at Sulimani International Airport in KRI in 2015 by Airlines .	15

## Introduction

Air transport is one of the most important means of transport for its high speed in reaching to the destination in a shorter time comparing to the other modes of transportation. Air transport facilitate the process of transport by the service it provides to transport a large number of passengers and heavy luggage from one place to another. It heightens the international relations which in turn lead to civilization progress and scientific innovations. Also, we should not underestimate the air transport's significant contribution to gross domestic production and its role in generating economic growth.

Due to the importance of air transport, Kurdistan Region Statistics Office (KRSO) in coordination with the Ministry of transport and communications / directorate of planning works to get data from the airports of the Kurdistan region (KRI) on an annual base and representing in an annual report to make data available for users to meet their needs.

## Objectives

The aim of this report is to provide statistical indicators of airport activities including the number of flights (arrival and departure), number of passengers come and leave via different airlines, number of domestic and international flights to and from the airports of the Kurdistan region and other international airports in addition to the volume of loaded and unloaded cargo.

## Data collecting

In coordination with Erbil and Sulaimani international airports, KRSO collects data from airports and compiled in tables that have been previously prepared for this purpose. Data would be checked in KRSO and the key indicators would be driven and presented in an annual report after getting a logic and reasonable data that is meaningful for users.

## Coverage

The report includes annual data collected from Erbil and Sulaimani international airport in 2015.

## Definitions and concepts

**Internal flights:** it refers to the movement of aircrafts (landing and departure) between airports (Baghdad, Najaf, Basra, Erbil, Sulaimani).

**International flights:** it refers to the total number of passengers come to and leave from the airports of the Kurdistan Region (Erbil and Sulaimani).

**Transported passengers:** it refers to the total number of passengers come to and leave from the airports of the Kurdistan Region (Erbil and Sulaimani).

**Passenger aircraft:** it is a plane exclusively used for the transport of passengers and their luggage.

**Arrival flight:** The total flights arrive at the airports of the Kurdistan region from various airlines (Iraqi, Arabic, and foreign).

**Departure flight:** The total flights from different airlines (Iraqi, Arabic, and foreign) depart from the airports of the Kurdistan region to other destinations.

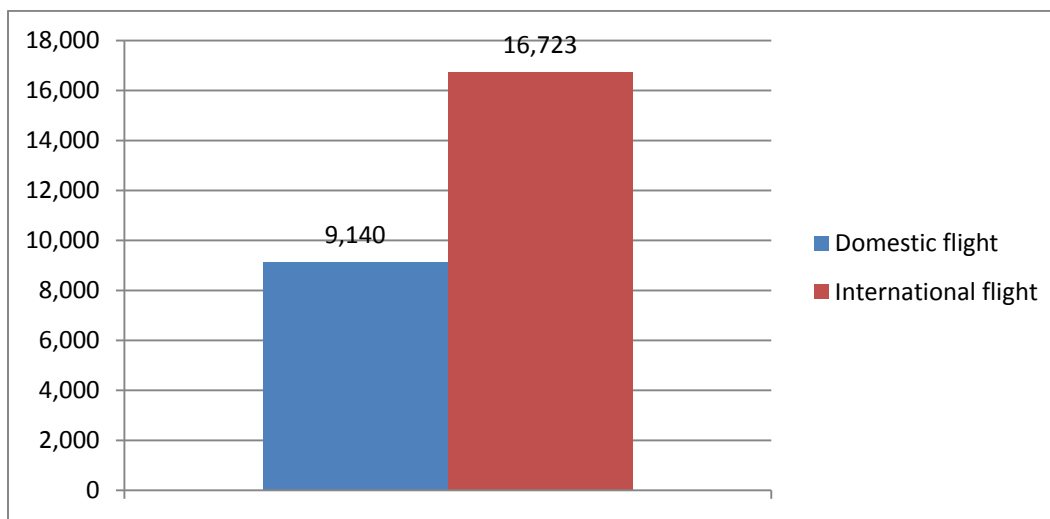
**Cargo:** it is the weight of goods, luggage and postal materials in tons (loaded, unloaded).

## Main indicators

### Number of flights

The total number of flights (landed and departed) reached 25,863 flights in KRI's airports in 2015, of which 18,864 flights have been recorded in Erbil airport and 6,999 flights in Sulaimani airport. Of the total flights, 9,140 (35.3%) have been recorded as domestic flights and 16,723 (64.7%) as international flights. Erbil airport recorded 6,538 domestic flights and 12,326 international flights against 2,602 domestic flights and 4,397 international flights in Sulaimani airport.

Figure 1: Number of Domestic and International Flights at KRI's Airports in 2015

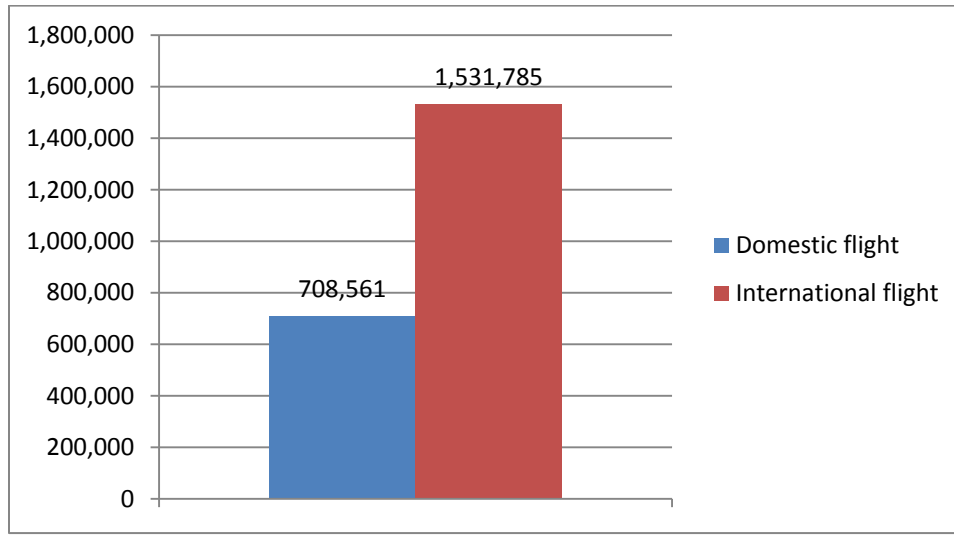


### Number of passengers

The total number of transported passengers from Kurdistan region's airports was 2,240,346 passengers in 2015, of which 708,561 (31.6%) passengers have been internally and 1,531,785 (68.4%) passengers have been internationally transported.



Figure 2: Number of passengers (arrival and departure) at KRI's airports in 2015



### Cargo

Transported cargo at KRI's airports in 2015 amounted to 32,540 tons ( 30,884 tons unloaded and 1,656 tons loaded).

Figure 3: loaded and Unloaded Goods at KRI's Airports in 2015, value in ton

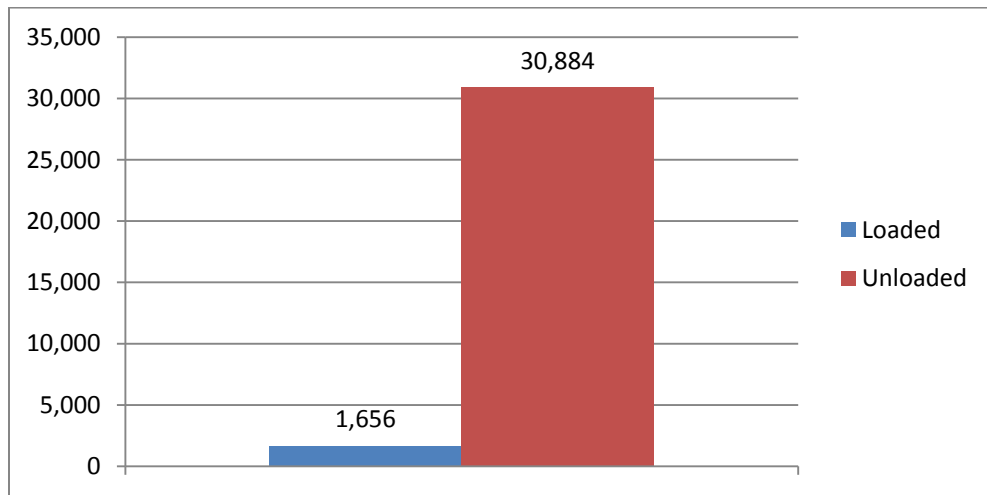


Table 1: Key Indicators of Air Transport in KRI, 2015

Indicator	Measurement unit	Value
Arrival	Passenger	1,203,843
Departure	Passenger	1,036,503
Arrival	Flight	12,932
Departure	Flight	12,931
Total flights	Total	25,863
Total Cargo (Loaded, Unloaded)	Ton	32,540
Employee numbers of KRI's airports	Employee	1,184
Total passengers	passenger	2,240,346

Table 2: Domestic Flights at KRI's airports in 2015

Airports	Number of flights	Flights		Passengers	
		Arrival	Departure	Arrival	Departure
Erbil international airport	6,538	3,269	3,269	278,981	228,257
Sulaimani international airport	2,602	1,310	1,292	113,035	88,288
Total	9,140	4,579	4,561	392,016	316,545

**Table 3: International Flights at KRI's airports in2015**

Airports	Number of flights	Flights		Passengers	
		Arrival	Departure	Arrival	Departure
Erbil international airport	12,326	6,163	6,163	637,155	521,308
Sulaimani international airport	4,397	2,189	2,208	174,672	198,650
<b>Total</b>	<b>16,723</b>	<b>8,352</b>	<b>8,371</b>	<b>811,827</b>	<b>719,958</b>

**Figure 4: Number of domestic and International Flights at KRI's airports in 2015**

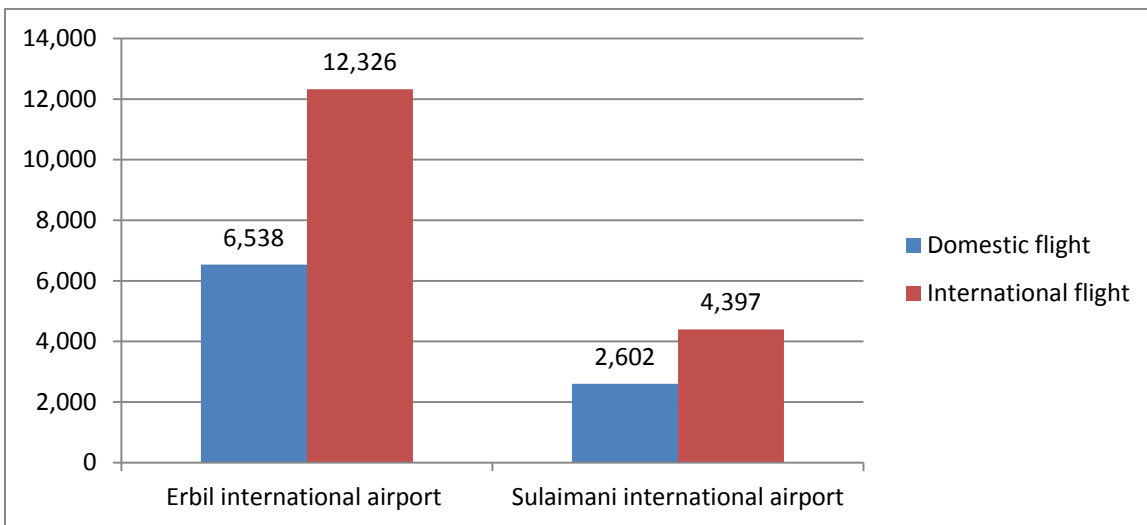


Figure 5: Number of Passengers (Arrival and Departure) at Erbil International Airport by Domestic and International Flights in KRI, 2015

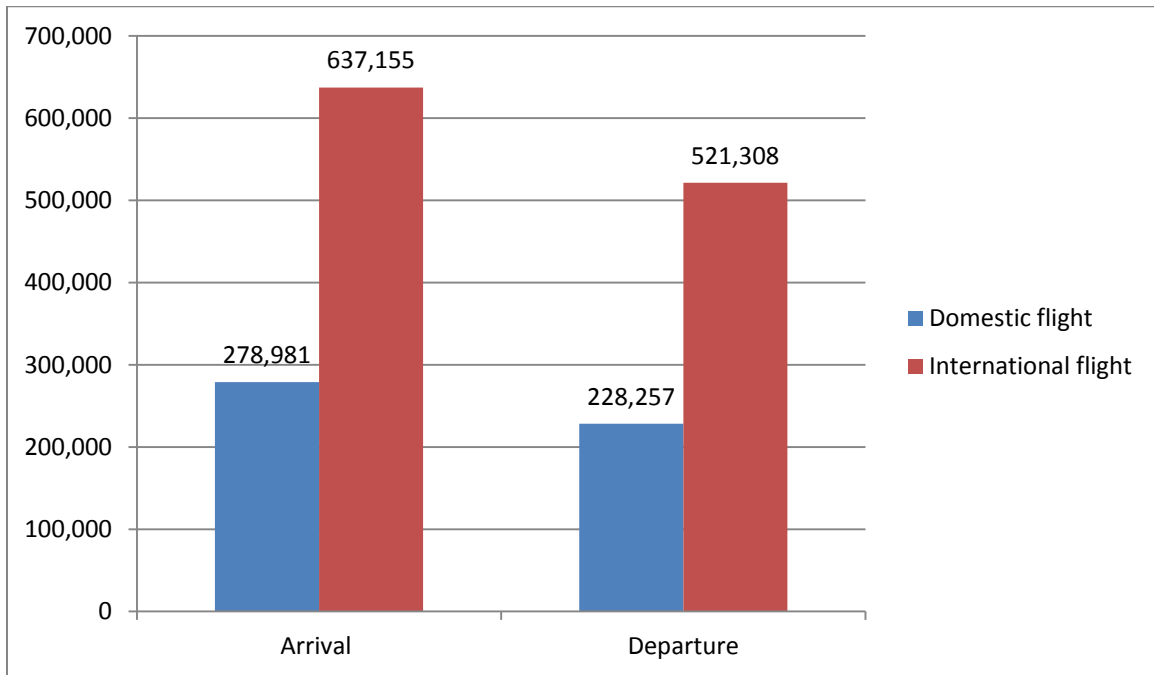
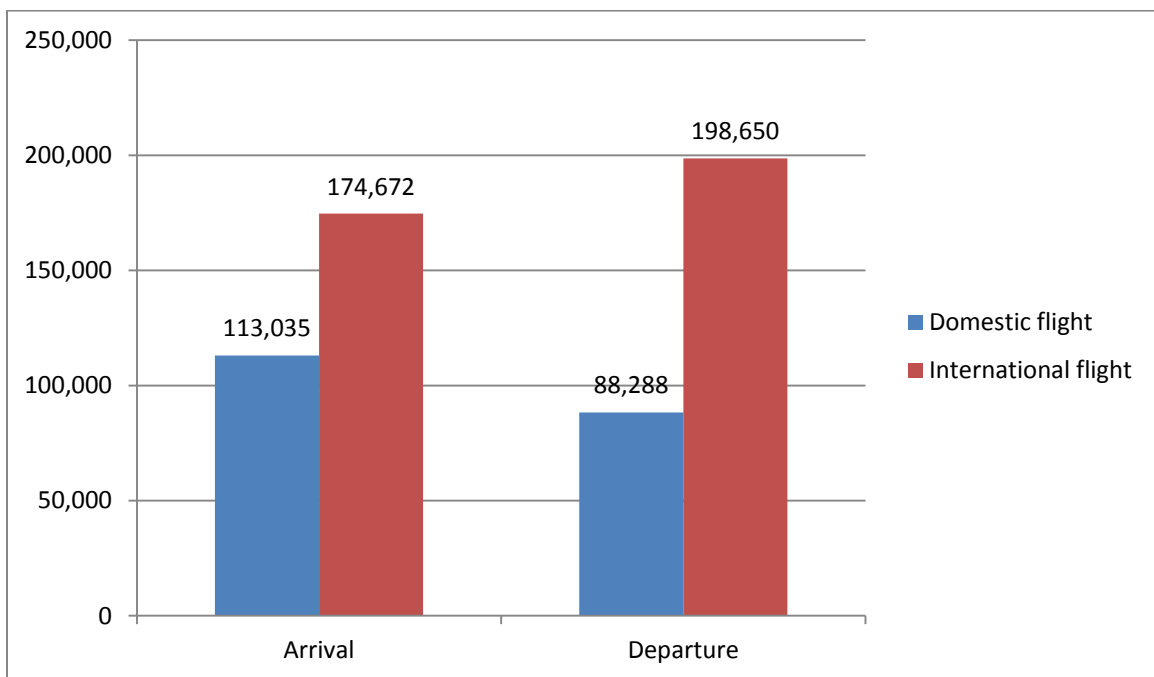


Figure 6: Number of Passengers (Arrival and Departure) at Sulaimani International Airport by Domestic and International Flights in KRI, 2015



**Table 4: Number of Passengers (Arrival and Departure) at Erbil International Airport by Domestic Flights and Months in KRI, 2015**

Month	Arrival	Departure
Jan	19,812	16,209
Feb	13,061	10,687
Mar	20,107	16,452
Apr	19,512	15,964
May	26,922	22,027
June	26,669	21,820
July	22,728	18,595
Aug	23,843	19,508
Sep	30,599	25,036
Oct	26,704	21,848
Nov	22,771	18,630
Dec	26,254	21,480
Total	278,981	228,257

**Table 5: Number of Passengers (Arrival and Departure) at Sulaimani International Airport by Domestic Flights and Months in KRI, 2015**

Month	Arrival	Departure
Jan	7,686	6,293
Feb	7,911	6,459
Mar	12,006	10,067
Apr	9,792	8,233
May	1,202	8,882
June	12,207	7,140
July	10,937	7,279
Aug	10,642	8,780
Sep	9,069	7,048
Oct	7,302	6,319
Nov	6,834	6,025
Dec	5,847	5,763
Total	113,035	88,288

**Table 6: Number of Passengers (Arrival and Departure) at Erbil International Airport by International Flights and Months in KRI, 2015**

Month	Arrival	Departure
Jan	44,834	36,682
Feb	39,339	32,186
Mar	48,471	39,658
Apr	43,985	35,987
May	48,313	39,528
June	50,280	41,138
July	60,273	49,315
Aug	74,278	60,773
Sep	73,233	59,918
Oct	61,455	50,281
Nov	45,821	37,490
Dec	46,874	38,352
Total	637,155	521,308

**Table 7: Number of Passengers (Arrival and Departure) at Sulaimani International Airport by International Flights and Months in KRI, 2015**

Month	Arrival	Departure
Jan	10,422	10,078
Feb	12,882	13,392
Mar	19,285	17,491
Apr	13,964	16,035
May	12,806	15,950
June	15,029	17,483
July	22,744	18,869
Aug	15,423	21,349
Sep	18,096	24,243
Oct	15,255	17,222
Nov	8,461	11,702
Dec	10,305	14,836
Total	174,672	198,650

Table 8: Number of Passengers (Arrival and Departure) at Erbil International Airport by Airlines and Months in KRI, 2015

Month	Iraqi Airline		Arabia Airline		Foreign Airline		Total	
	Arrival	Departure	Arrival	Departure	Arrival	Departure	Arrival	Departure
Jan	32,916	26,205	15,048	11,317	17,739	16,506	65,703	54,028
Feb	18,652	23,956	12,606	12,812	14,206	14,867	45,464	51,635
Mar	24,254	39,142	1,603	11,974	19,653	18,828	45,510	69,944
Apr	28,210	30,423	13,603	10,795	17,485	18,948	59,298	60,166
May	32,715	27,797	14,367	14,447	23,496	21,602	70,578	63,846
June	38,158	23,600	15,813	15,105	23,020	21,520	76,991	60,225
July	36,142	27,917	15,322	17,241	26,807	29,140	78,271	74,298
Aug	37,983	30,366	17,940	20,624	32,978	40,168	88,901	91,158
Sep	35,834	27,862	33,179	25,254	33,981	37,785	102,994	90,901
Oct	32,548	22,150	25,974	21,186	27,024	29,274	85,546	72,610
Nov	21,053	15,987	20,704	16,014	24,541	25,139	66,298	57,140
Dec	22,727	21,422	16,458	15,172	27,354	31,063	66,539	67,657
Total	361,192	316,827	202,617	191,941	288,284	304,840	852,093	813,608

Table 9: Number of Passengers (Arrival and Departure) at Sulaimani International Airport by Airlines and Months in KRI 2015

Month	Iraqi Airline		Arabia Airline		Foreign Airline		Total	
	Arrival	Departure	Arrival	Departure	Arrival	Departure	Arrival	Departure
Jan	10,484	9,292	3,109	2,403	4,515	4,676	18,108	16,371
Feb	13,920	13,007	2,811	2,802	4,062	4,042	20,793	19,851
Mar	21,698	19,165	1,776	2,179	7,817	6,214	31,291	27,558
Apr	15,922	15,765	1,140	1,213	6,694	7,290	23,756	24,268
May	16,338	14,079	3,372	3,252	5,898	7,501	25,608	24,832
June	18,291	15,046	1,333	1,419	7,612	8,158	27,236	24,623
July	22,333	16,198	1,297	603	10,051	9,347	33,681	26,148
Aug	15,737	17,353	650	894	9,678	11,882	26,065	30,129
Sep	14,828	16,116	692	847	11,645	14,328	27,165	31,291
Oct	13,237	10,336	558	632	8,762	12,573	22,557	23,541
Nov	8,816	8,609	357	404	6,122	8,714	15,295	17,727
Dec	8,155	9,046	1,135	2,004	6,862	9,549	16,152	20,599
Total	179,759	164,012	18,230	18,652	89,718	104,274	287,707	286,938



Table 10: Total transferred cargo at Erbil International Airport by month in KRI 2015

Month	All Airlines (Iraqi, Arabic, Foreign)	
	Unloaded (ton)	Loaded (ton)
Jan	1,836	119
Feb	2,015	146
Mar	1,294	120
Apr	1,493	80
May	1458	101
June	1,477	135
July	1,555	76
Aug	1,884	105
Sep	2,200	125
Oct	2,107	134
Nov	2,115	152
Dec	1,794	107
Total	21,228	1,400

Table 11: Total transferred cargo at Sulaimani International Airport by month in KRI 2015

Month	All Airlines (Iraqi, Arabic, Foreigner)	
	Unloaded (ton)	Loaded (ton)
Jan	424	40
Feb	333	36
Mar	567	57
Apr	723	6
May	758	8
June	776	10
July	753	8
Aug	1,033	26
Sep	1,731	44
Oct	922	7
Nov	663	9
Dec	973	5
Total	9,656	256

Table 12: Erbil International Airport in KRI 2015 by the number of passengers, flights and Airlines

Airline	Number of Flights			Number of Passengers		
	Arrival	Departure	Total	Arrival	Departure	Total
Iraqi	4,240	4,239	8,479	392,526	273,970	666,496
Jordanian	765	764	1,529	58,877	61,878	120,755
Lebanese Airs	410	410	820	41,527	39,426	80,953
Egypt Airs	168	167	335	10,091	11,359	21,450
Khaliji Airs	741	741	1,482	53,159	65,094	118,253
Turkish Airs	1,981	1,981	3,962	221,772	253,723	475,495
foreign	1,129	1,128	2,257	88,014	94,285	182,299
Total	9,434	9,430	18,864	865,966	799,735	1,665,701

Figure 7: Number of Passengers (Arrival and Departure) at Erbil International Airport by Airlines in 2015

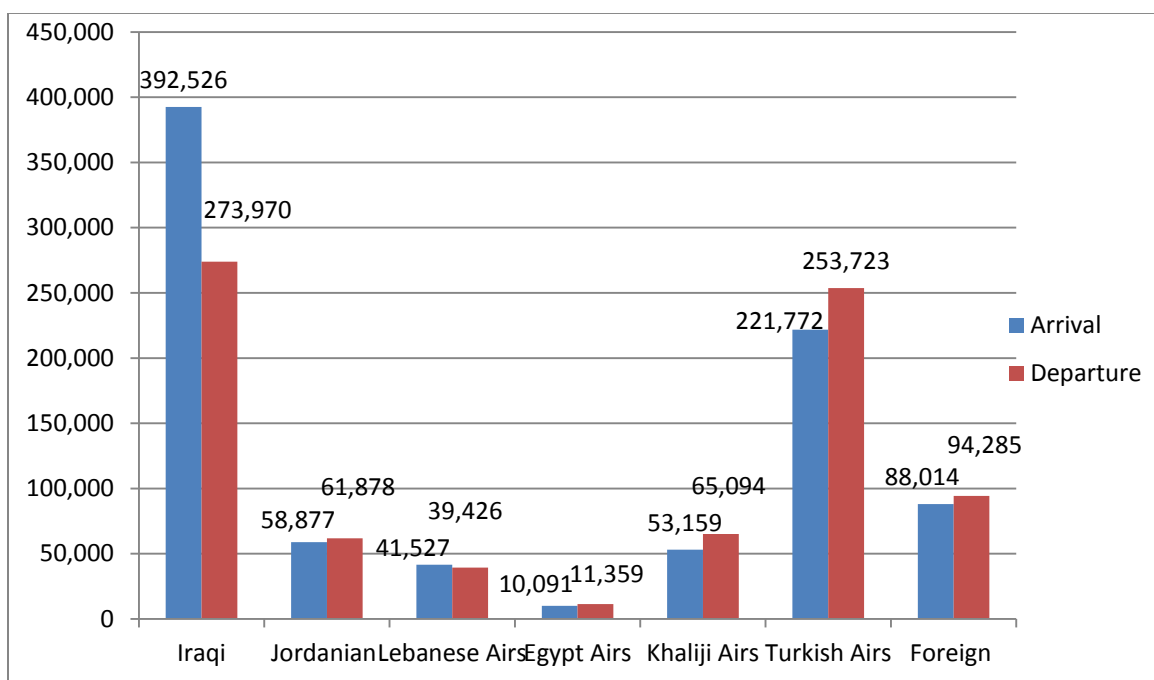
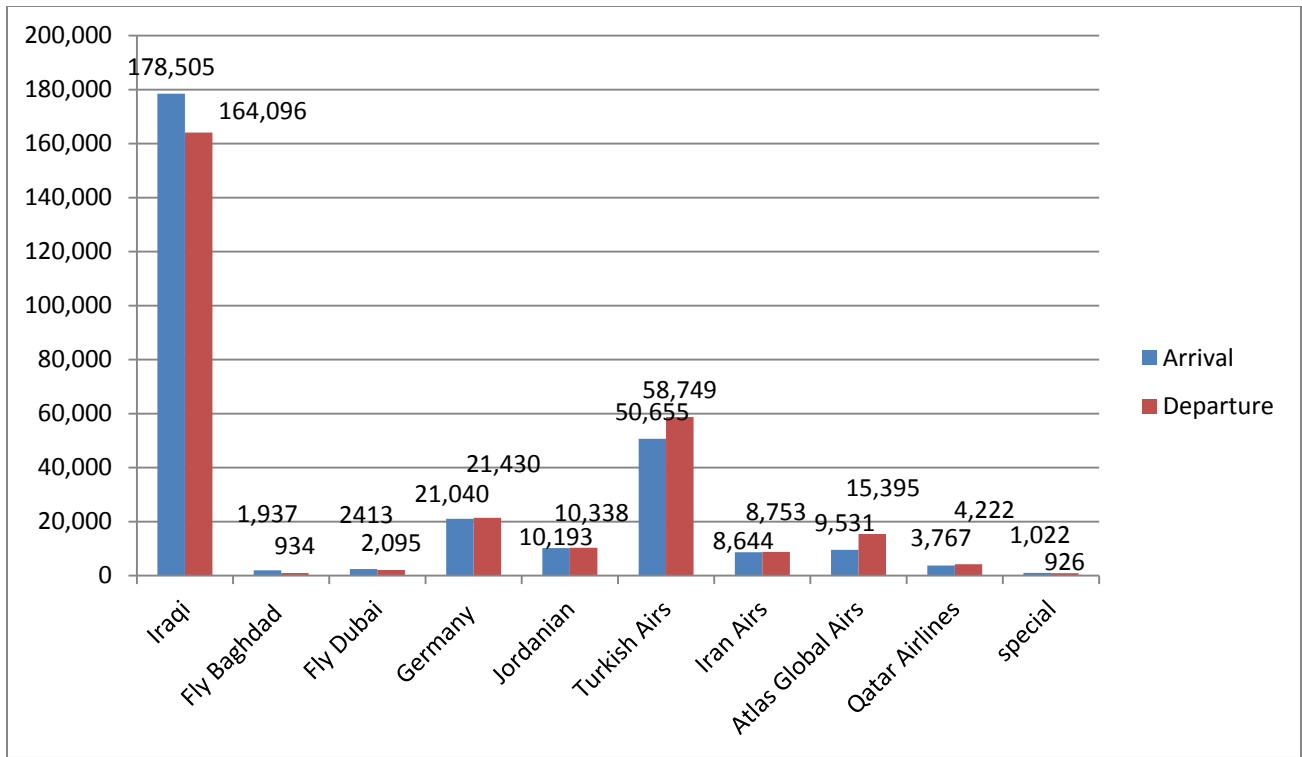


Table 13: Sulimani International Airport in KRI 2015 by the Number of Passengers, Flights and Airlines

Airline	Number of Flights			Number of Passengers		
	Arrival	Departure	Total	Arrival	Departure	Total
Iraqi	1,968	1,969	3,937	178,505	164,096	342,601
Fly Baghdad	40	40	80	1,937	934	2,871
Fly Dubai	33	33	66	2,413	2,095	4,508
Germany	319	320	639	21,040	21,430	42,470
Jordanian	193	193	386	10,193	10,338	20,531
Turkish Airs	434	434	868	50,655	58,749	109,404
Iran Airs	135	135	270	8,644	8,753	17,397
Atlas Global Airs	114	114	228	9,531	15,395	24,926
Qatar Airlines	54	54	108	3,767	4,222	7,989
special	13	12	25	1,022	926	1,948
Cargo	196	196	392	/	/	/
Total	3,499	3,500	6,999	287,707	286,938	574,645

Figure 7: Number of Departure Passengers at Sulimani International Airport in KRI in 2015 by Airlines



Ministry of Planning / Kurdistan Region Statistics Office

[www.krso.gov.krd](http://www.krso.gov.krd)

