



Kurdistan Region Government
Ministry of Planning
Kurdistan Region Statistics



Air Transportation Statistics Report at Kurdistan Region Airports 2014

Kurdistan Regional Government

Ministry of Planning

Kurdistan Region Statistics Office

Air Transportation Statistics Report at Kurdistan Region Airports 2014

Transportation and Communication Statistics Department

August 2015

© August 2015, Kurdistan Region Statistics Office/ Ministry of planning

Suggested Citation:

Kurdistan Region Statistics Office, Erbil, Kurdistan region 2015, Transportation and Communication Statistics Department” *Air Transportation Statistics Report at Kurdistan Region Airports 2014*”

For more information please contact:

Email: contact@krso.gov.krd

Website: www.krso.gov.krd

Tel: +964(0)662559170

Mobile: 07508963143

Contents

List of Tables	I
List of Figures	II
Introduction	1
Objectives.....	1
Data collecting	1
Coverage	1
Definitions and concepts	2
Main indicators	3

List of Tables

Table 1: Key Indicators of Air Transport in KRI, 2013 and 2014	5
Table 2: Domestic Flights at KRI's airports in 2014.....	5
Table 3: International Flights at KRI's airports in 2014.....	5
Table 4: Number of Passengers (Arrival and Departure) at Erbil International Airport by Domestic Flights and Months in KRI, 2014.....	7
Table 5: Number of Passengers (Arrival and Departure) at Sulaimani International Airport by Domestic Flights and Months in KRI, 2014	7
Table 6: Number of Passengers (Arrival and Departure) at Erbil International Airport by International Flights and Months in KRI, 2014	8
Table 7: Number of Passengers (Arrival and Departure) at Erbil Sulaimani Airport by International Flights and Months in KRI, 2014.....	8
Table 8: Number of Passengers (Arrival and Departure) at Erbil International Airport by Airlines and Months in KRI, 2014.....	9
Table 9: Number of Passengers (Arrival and Departure) at Sulaimani International Airport by Airlines and Months in KRI 2014.....	9
Table 10: Total transferred cargo at Erbil International Airport by month in KRI 2015	10
Table 11: Total transferred cargo at Sulaimani International Airport by month in KRI 2014.....	10
Table 12: Erbil International Airport in KRI 2014 by the number of passengers, flights and Airlines	11
Table 13: Sulimani International Airport in KRI 2014 by the Number of Passengers, Flights and Airlines.	12

List of Figures

Figure 1: Number of Domestic and International Flights at KRI's Airports in 2014.....	3
Figure 2: Number of passengers (arrival and departure) at KRI's airports in 2014	4
Figure 3: loaded and Unloaded Goods at KRI's Airports in 2014, value in ton.....	4
Figure 4: Number of domestic and International Flights at KRI's airports in 2014	6
Figure 5: Number of Passengers (Arrival and Departure) at Erbil International Airport by Domestic and International Flights in KRI, 2014	6
Figure 6: Number of Passengers (Arrival and Departure) at Sulaimani International Airport by Domestic and International Flights in KRI, 2014	6
Figure 7: Number of Passengers (Arrival and Departure) at Erbil International Airport by Airlines in 2014	11
Figure 8: Number of Departure Passengers at Sulimani International Airport in KRI in 2014 by Airlines .	12

Introduction

Air transport is one of the most important means of transport for its high speed in reaching to the destination in a shorter time comparing to the other modes of transportation. Air transport facilitate the process of transport by the service it provides to transport a large number of passengers and heavy luggage from one place to another. It heightens the international relations which in turn lead to civilization progress and scientific innovations. Also, we should not underestimate the air transport's significant contribution to gross domestic production and its role in generating economic growth.

Due to the importance of air transport, Kurdistan Region Statistics Office (KRSO) in coordination with the Ministry of transport and communications / directorate of planning works to get data from the airports of the Kurdistan region (KRI) on an annual base and representing in an annual report to make data available for users to meet their needs.

Objectives

The aim of this report is to provide statistical indicators of airport activities including the number of flights (arrival and departure), number of passengers come and leave via different airlines, number of domestic and international flights to and from the airports of the Kurdistan region and other international airports in addition to the volume of loaded and unloaded cargo.

Data collecting

In coordination with Erbil and Sulaimani international airports, KRSO collects data from airports and compiled in tables that have been previously prepared for this purpose. Data would be checked in KRSO and the key indicators would be driven and presented in an annual report after getting a logic and reasonable data that is meaningful for users.

Coverage

The report includes annual data collected from Erbil and Sulaimani international airports in 2014.

Definitions and concepts

Internal flights: it refers to the movement of aircrafts (landing and departure) between airports (Baghdad, Najaf, Basra, Erbil, Sulaimani).

International flights: it refers to the total number of passengers come to and leave from the airports of the Kurdistan Region (Erbil and Sulaimani).

Transported passengers: it refers to the total number of passengers come to and leave from the airports of the Kurdistan Region (Erbil and Sulaimani).

Passenger aircraft: it is a plane exclusively used for the transport of passengers and their luggage.

Arrival flight: The total flights arrive at the airports of the Kurdistan region from various airlines (Iraqi, Arabic, and foreign).

Departure flight: The total flights from different airlines (Iraqi, Arabic, and foreign) depart from the airports of the Kurdistan region to other destinations.

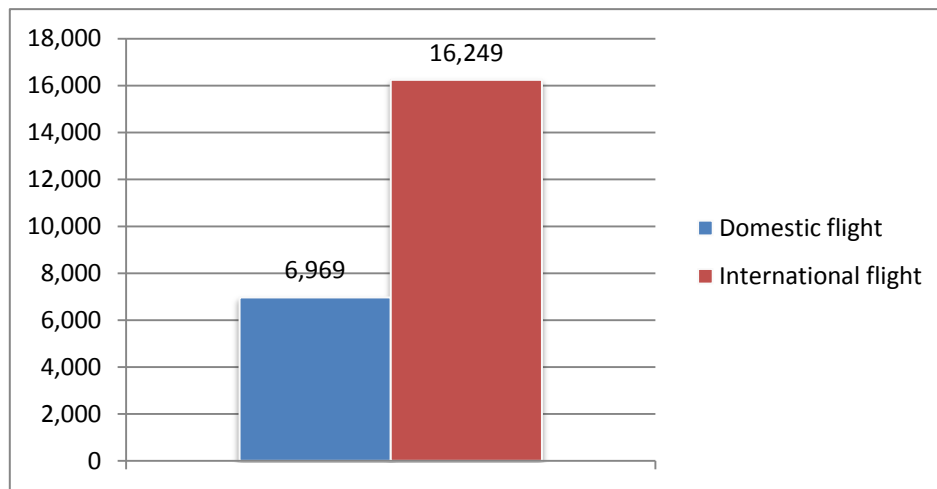
Cargo: it is the weight of goods, luggage and postal materials in tons (loaded, unloaded).

Main indicators

Number of flights

The total number of flights (landed and departed) reached 23,218 flights in KRI's airports in 2014, of which 16,218 flights have been recorded in Erbil airport and 7,000 flights in Sulaimani airport. Of the total flights, 6,969 (30.0%) have been recorded as domestic flights and 16,249 (70.0%) as international flights. Erbil airport recorded 4,632 domestic flights and 11,586 international flights against 2,337 domestic flights and 4,663 international flights in Sulaimani airport.

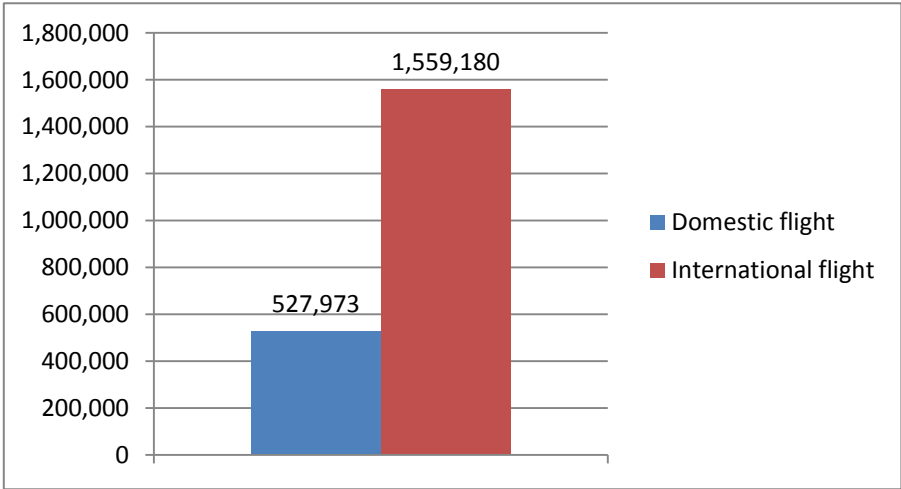
Figure 1: Number of Domestic and International Flights at KRI's Airports in 2014



Number of passengers

The total number of transported passengers from Kurdistan region's airports was 2,087,153 passengers in 2014, of which 527,973 (25.3%) passengers have been internally and 1,559,180 (74.7%) passengers have been internationally transported.

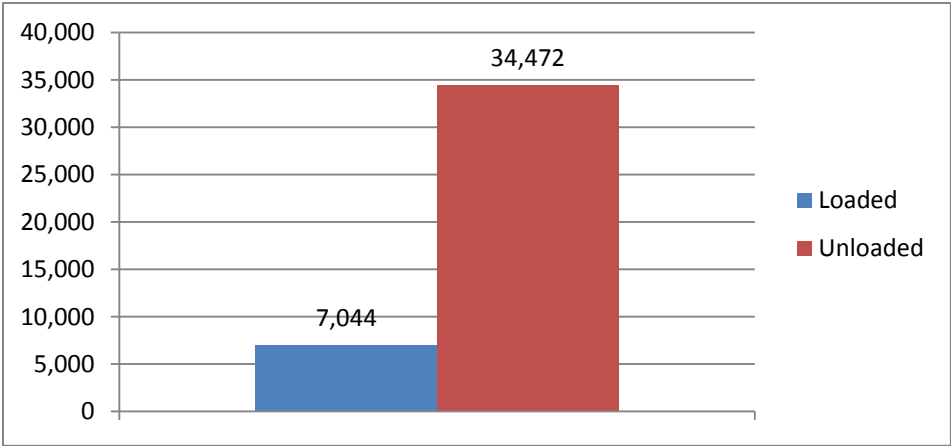
Figure 2: Number of passengers (arrival and departure) at KRI's airports in 2014



Cargo

Transported cargo at KRI's airports in 2014 amounted to 41,516 tons, of which, 34,472 (83.0%) tons unloaded and 7,044 (17.0%) tons loaded.

Figure 3: loaded and Unloaded Goods at KRI's Airports in 2014, value in ton



Air Transportation Statistics Report at Kurdistan Region Airports 2014

Table 1: Key Indicators of Air Transport in KRI, 2013 and 2014

Indicator	Measurement unit	Value		Rate difference %
		2013	2014	
Total Transported passengers	passenger	1,567,128	2,087,153	33.2
Arrival	Passenger	781,134	1,011,236	29.5
Departure	Passenger	785,994	1,075,917	36.9
Arrival	Flight	9,327	11,609	24.5
Departure	Flight	9,329	11609	24.4
Total flights	Total	18,656	23,218	24.5
Total Cargo (Loaded, Unloaded)	Ton	51,564	41,516	19.5
Employee numbers of KRI's airports	Employee	1,013	1,051	3.8

Table 2: Domestic Flights at KRI's airports in 2014

Airports	Number of flights	Flights		Passengers	
		Arrival	Departure	Arrival	Departure
Erbil international airport	4,632	2,316	2,316	172,776	185,161
Sulaimani international airport	2,337	1,168	1,169	88,231	81,805
Total	6,969	3,484	3,485	261,007	266,966

Table 3: International Flights at KRI's airports in 2014

Airports	Number of flights	Flights		Passengers	
		Arrival	Departure	Arrival	Departure
Erbil international airport	11,586	5,793	5,793	580,431	627,630
Sulaimani international airport	4,663	2,332	2,331	169,798	181,321
Total	16,249	8,125	8,124	750,229	808,951

Figure 4: Number of domestic and International Flights at KRI's airports in 2014

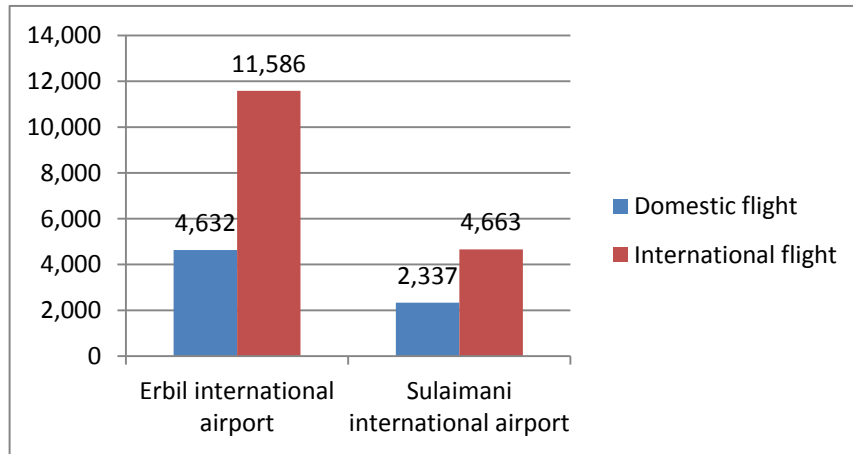


Figure 5: Number of Passengers (Arrival and Departure) at Erbil International Airport by Domestic and International Flights in KRI, 2014

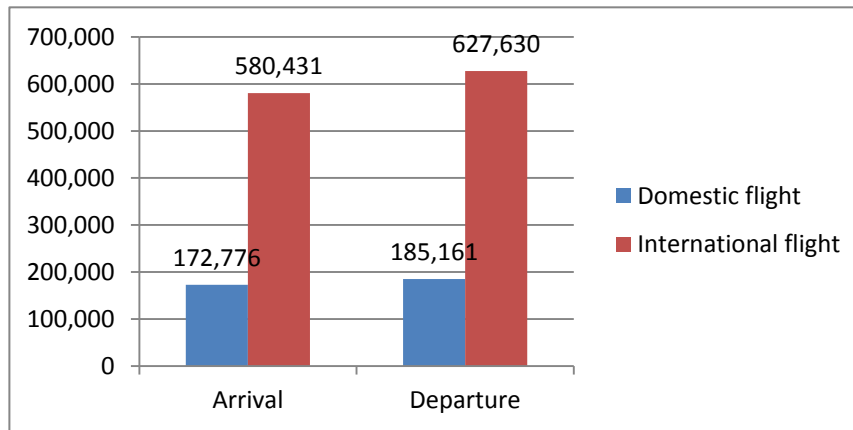
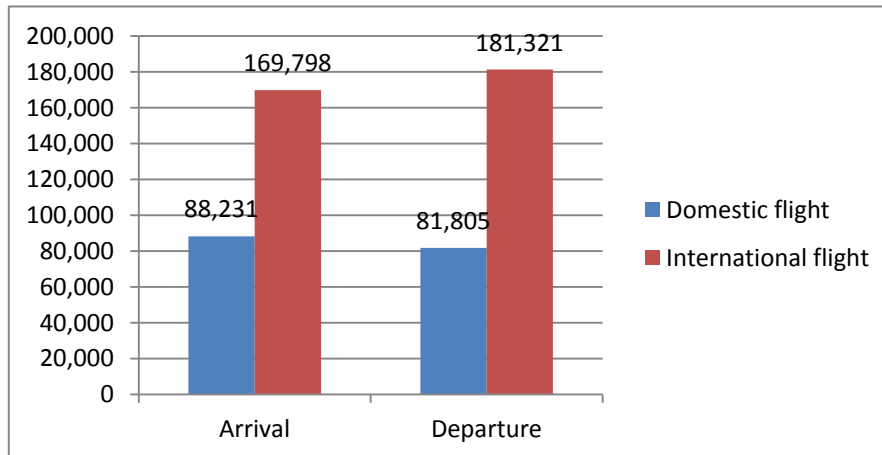


Figure 6: Number of Passengers (Arrival and Departure) at Sulaimani International Airport by Domestic and International Flights in KRI, 2014



Air Transportation Statistics Report at Kurdistan Region Airports 2014

Table 4: Number of Passengers (Arrival and Departure) at Erbil International Airport by Domestic Flights and Months in KRI, 2014

Month	Arrival	Departure
Jan	6,834	6,950
Feb	7,985	8,062
Mar	8,539	8,666
Apr	8,388	8,493
May	8,648	8,840
June	23,152	24,811
July	28,782	31,532
Aug	23,594	24,880
Sep	17,213	17,798
Oct	15,443	15,932
Nov	14,724	14,933
Dec	9,474	14,264
Total	172,776	18,5161

Table 5: Number of Passengers (Arrival and Departure) at Sulaimani International Airport by Domestic Flights and Months in KRI, 2014

Month	Arrival	Departure
Jan	1,856	1,735
Feb	2,494	2,376
Mar	3,057	2,722
Apr	2,893	2,698
May	2,650	2,576
June	12,225	10,145
July	11,971	10,894
Aug	11,500	15,064
Sep	10,704	11,385
Oct	10,512	8,915
Nov	8,640	6,939
Dec	9,729	6,356
Total	88,231	81,805

Air Transportation Statistics Report at Kurdistan Region Airports 2014

Table 6: Number of Passengers (Arrival and Departure) at Erbil International Airport by International Flights and Months in KRI, 2014

Month	Arrival	Departure
Jan	44,704	41,971
Feb	51,003	51,206
Mar	65,667	61,517
Apr	47,796	53,232
May	52,613	54,967
June	57,354	59,692
July	51,139	56,795
Aug	53,174	60,030
Sep	46,543	55,387
Oct	43,815	46,201
Nov	34,643	38,572
Dec	31,980	48,060
Total	580,431	627,630

Table 7: Number of Passengers (Arrival and Departure) at Erbil Sulaimani Airport by International Flights and Months in KRI, 2014

Month	Arrival	Departure
Jan	11,569	12,110
Feb	16,271	16,944
Mar	22,125	17,181
Apr	14,194	13,761
May	12,984	14,803
June	13,684	14,967
July	15,053	14,922
Aug	15,567	19,501
Sep	12,128	21,358
Oct	17,450	14,291
Nov	8,495	9,802
Dec	10,278	11,681
Total	169,798	181,321

Air Transportation Statistics Report at Kurdistan Region Airports 2014

Table 8: Number of Passengers (Arrival and Departure) at Erbil International Airport by Airlines and Months in KRI, 2014

Month	Iraqi Airline		Arabia Airline		Foreign Airline		Total	
	Arrival	Departure	Arrival	Departure	Arrival	Departure	Arrival	Departure
Jan	11,746	11,746	18,049	15,274	21,743	21,901	51,538	48,921
Feb	21,812	21,309	15,975	16,079	21,201	21,880	58,988	59,268
Mar	25,684	25,385	20,560	19,287	27,962	25,511	74,206	70,183
Apr	16,572	17,133	17,960	18,370	21,652	26,222	56,184	61,725
May	17,439	17,332	17,927	17,729	25,895	28,746	61,261	63,807
June	31,975	33,638	16,569	18,359	31,962	32,506	80,506	84,503
July	39,551	42,416	12,053	15,499	28,317	30,412	79,921	88,327
Aug	41,419	43,899	9,077	10,372	26,272	30,639	76,768	84,910
Sep	32,439	33,248	7,917	9,425	23,400	30,512	63,756	73,185
Oct	26,273	26,220	8,372	9,851	24,613	26,062	59,258	62,133
Nov	21,450	22,323	10,481	11,054	17,436	20,128	49,367	53,505
Dec	12,821	22,324	10,841	14,969	17,792	25,031	41,454	62,324
Total	299,181	316,973	165,781	176,268	288,245	319,550	753,207	812,791

Table 9: Number of Passengers (Arrival and Departure) at Sulaimani International Airport by Airlines and Months in KRI 2014

Month	Iraqi Airline		Arabia Airline		Foreign Airline		Total	
	Arrival	Departure	Arrival	Departure	Arrival	Departure	Arrival	Departure
Jan	3,795	4,825	2,568	2,249	7,062	6,771	13,425	13,845
Feb	10,835	12,024	2,653	2,649	5,277	4,647	18,765	19,320
Mar	13,491	11,200	3,656	3,049	8,035	5,654	25,182	19,903
Apr	7,103	7,067	2,816	2,820	7,168	6,572	17,087	16,459
May	5,369	5,432	2,962	2,786	7,303	9,161	15,634	17,379
June	14,718	13,785	2,920	2,899	8,271	8,428	25,909	25,112
July	17,444	16,247	2,780	2,657	6,800	6,912	27,024	25,816
Aug	16,543	20,344	2,714	4,251	7,810	9,970	27,067	34,565
Sep	13,686	20,149	2,746	3,624	6,400	8,970	22,832	32,743
Oct	18,130	12,839	3,120	3,277	6,712	7,090	27,962	23,206
Nov	10,304	9,318	2,679	2,599	4,152	4,824	17,135	16,741
Dec	11,911	9,353	2,697	2,979	5,399	5,705	20,007	18,037
Total	143,329	142,583	34,311	35,839	80,389	84,704	258,029	263,126

Air Transportation Statistics Report at Kurdistan Region Airports 2014

Table 10: Total transferred cargo at Erbil International Airport by month in KRI 2015

Month	All Airlines (Iraqi, Arabic, Foreign)	
	Unloaded (ton)	Loaded (ton)
Jan	3,495	127
Feb	2,545	811
Mar	2,583	767
Apr	2,659	769
May	2,561	306
June	2,642	598
July	761	960
Aug	2,344	169
Sep	1,623	909
Oct	2,295	312
Nov	1,587	427
Dec	1,452	825
Total	26,547	6,980

Table 11: Total transferred cargo at Sulaimani International Airport by month in KRI 2014

Month	All Airlines (Iraqi, Arabic, Foreign)	
	Unloaded (ton)	Loaded (ton)
Jan	636	8
Feb	587	5
Mar	341	1
Apr	215	1
May	533	1
June	305	9
July	200	2
Aug	796	3
Sep	1,731	4
Oct	1,316	27
Nov	614	1
Dec	651	2
Total	7,625	64

Table 12: Erbil International Airport in KRI 2014 by the number of passengers, flights and Airlines

Airline	Number of Flights			Number of Passengers		
	Arrival	Departure	Total	Arrival	Departure	Total
Iraqi	3,101	3,101	6,202	299,181	316,973	616,154
Jordanian	468	468	936	26,493	31,522	58,015
Lebanese Airs	367	367	734	31,220	32,240	63,460
Egypt Airs	177	177	354	13,408	16,331	29,739
Khaliji Airs	915	915	1,830	94,660	96,175	190,835
Turkish Airs	936	936	1,872	123,977	131,156	255,133
Others	2,145	2,145	4,290	164,268	188,394	352,662
Total	8,109	8,109	1,218	753,207	812,791	1,565,998

Figure 7: Number of Passengers (Arrival and Departure) at Erbil International Airport by Airlines in 2014

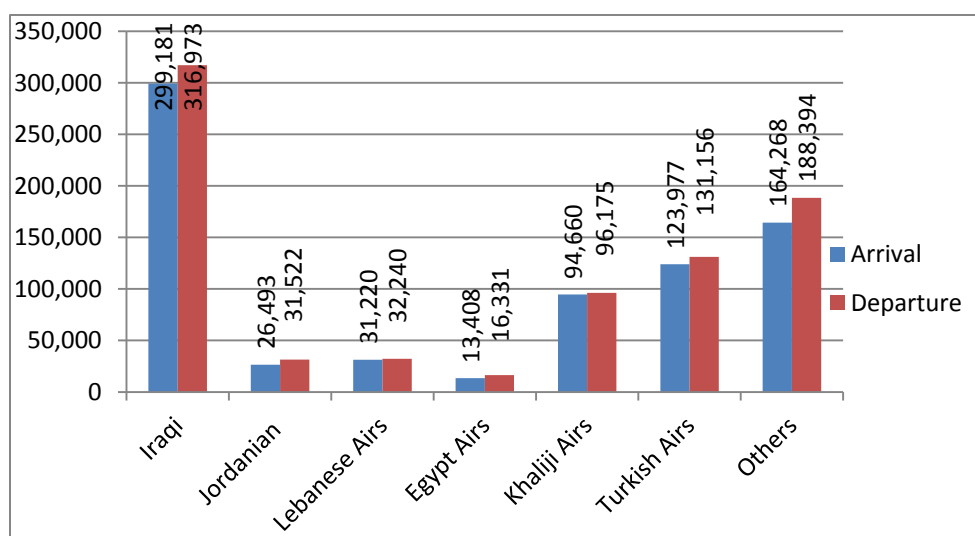
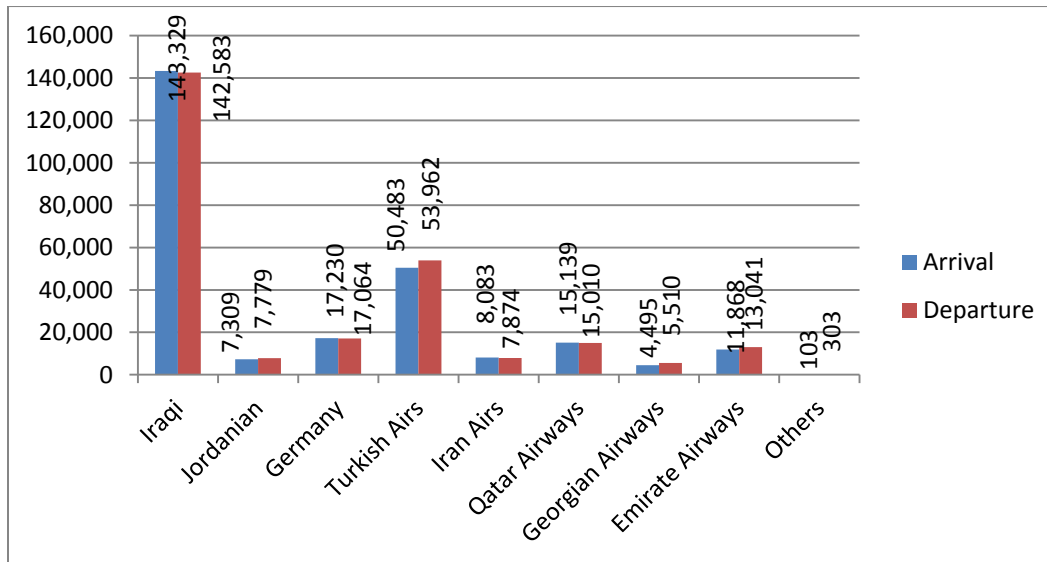


Table 13: Sulimani International Airport in KRI 2014 by the Number of Passengers, Flights and Airlines

Airline	Number of Flights			Number of Passengers		
	Arrival	Departure	Total	Arrival	Departure	Total
Iraqi	1,919	1,919	3,838	143,329	142,583	285,912
Jordanian	193	193	386	7,309	7,779	15,088
Germany	207	207	414	17,230	17,064	34,294
Turkish Airs	446	446	892	50,483	53,962	104,445
Iran Airs	163	163	326	8,083	7,874	15,957
Qatar Airways	208	208	416	15,139	15,010	30,139
Georgian Airways	38	38	76	4,495	5,510	10,005
Emirate Airways	323	323	646	11,868	13,041	24,909
Others	3	3	6	103	303	406
Total	3,500	3,500	7,000	258,029	263,126	521,155

Figure 8: Number of Departure Passengers at Sulimani International Airport in KRI in 2014 by Airlines



Ministry of Planning / Kurdistan Region Statistics Office

www.krso.gov.krd

