

MINISTRY OF PLANNING
KURDISTAN REGIONAL GOVERNMENT
KURDISTAN REGIONAL STATISTICS OFFICE



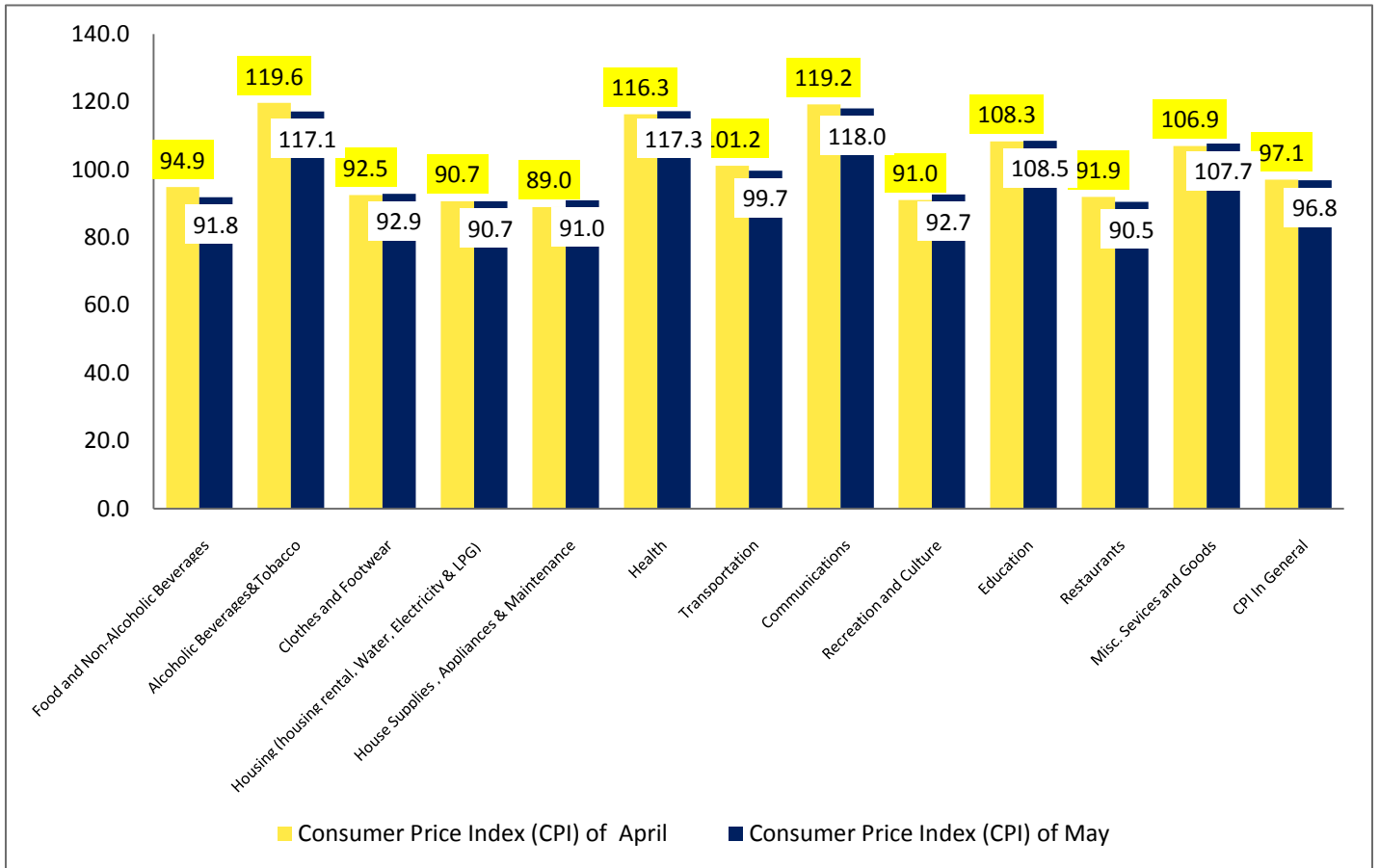
Consumer Price Index (CPI) and Inflation Rate in Kurdistan Region May / 2020

Consumer Price Index Department

July / 2020

Analysis of inflation rate

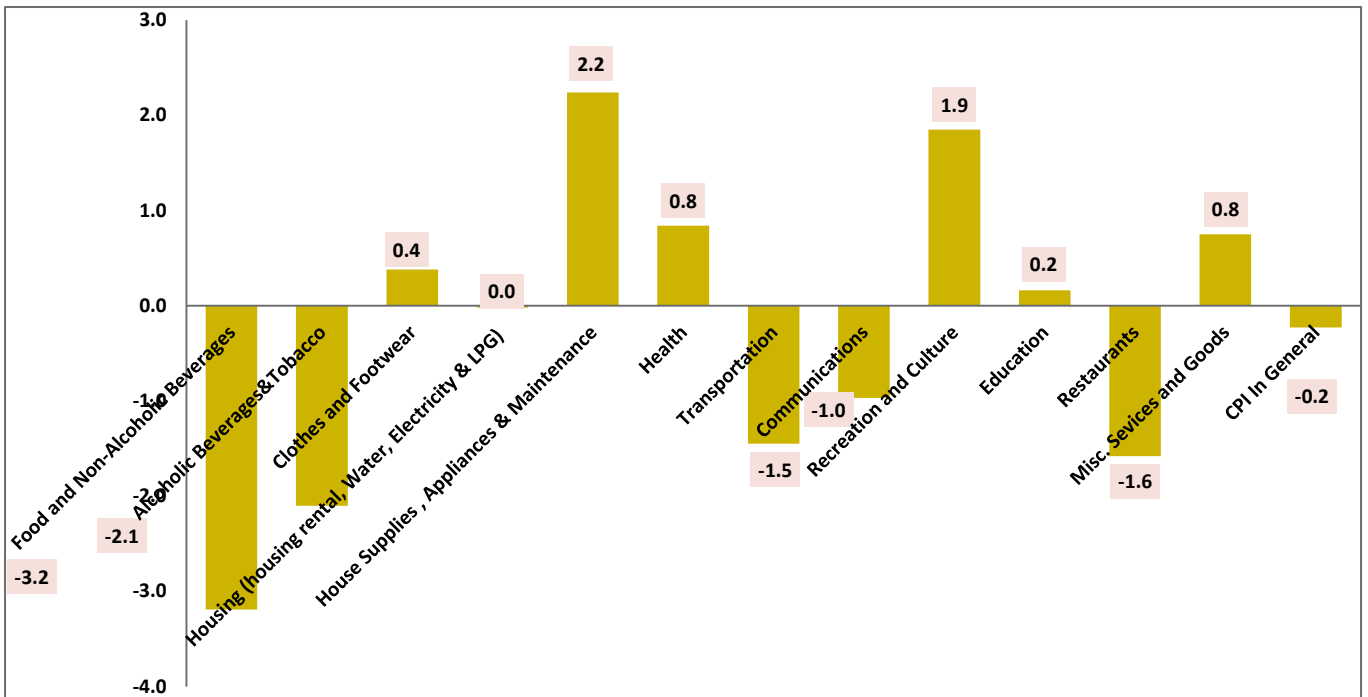
Consumer price index (CPI) recorded 96.8% in Kurdistan Region for May 2020 where it shows a decrease of 0.2% compared to the previous month and an annual increase of 1.2% compared to May 2019.



1-Monthly inflation rate

CPI decrease is due to a decrease in the prices of the following sections:

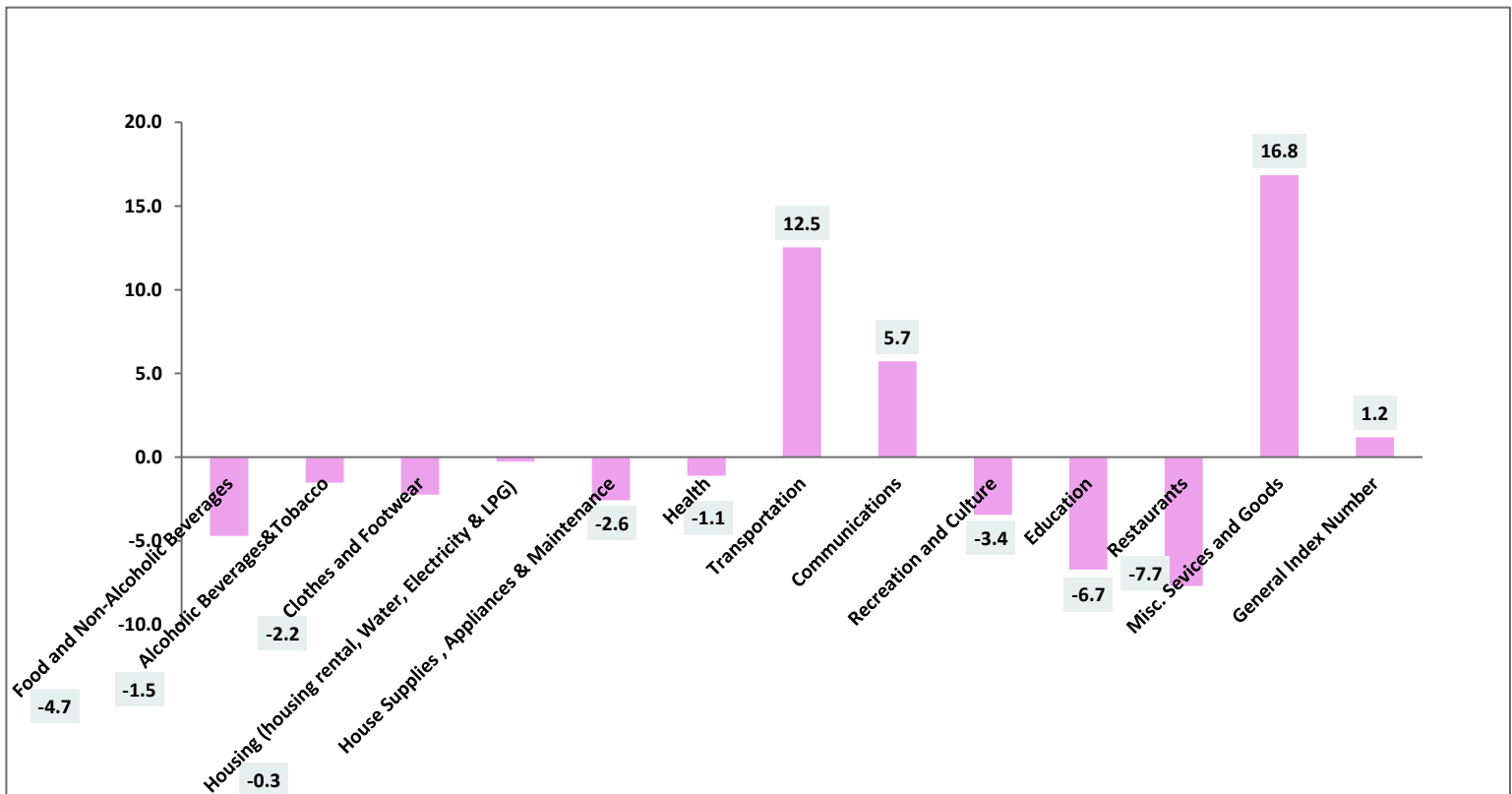
1. Food and non-alcoholic beverages by 3.2%,
2. Alcoholic beverages & tobacco 2.1%,
3. Restaurants by 1.6%,
4. Transportation by 1.5%,
5. Communications by 1.0%.



2-Annual Inflation rate

Consumer price index (CPI) in Kurdistan Region shows an annual increase by 1.2% in May 2020 compared to May 2019 due to an increase in the prices of the following sections:

- 1- Misc.sevices and goods by 16.8%,
- 2- Transportations by 12.5%,
- 3- Communications by 5.7%.



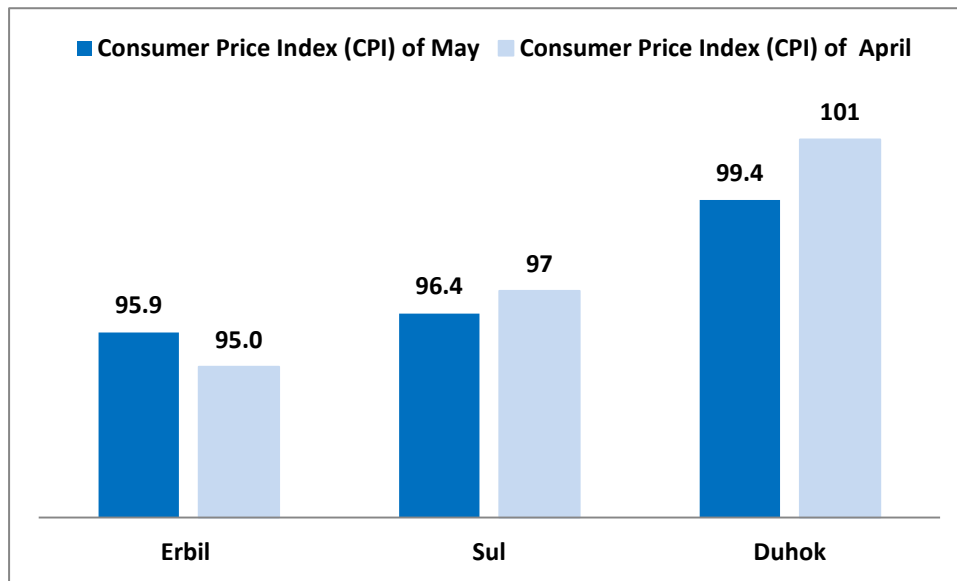
3-Inflation Rate compared to 2012 (2012=100%)

The consumer price index for May 2020 shows a decrease by 3.2% compared to the base year 2012.

4- Inflation rate in Kurdistan Region's governorates

Consumer price index in Kurdistan Region's governorates recorded differences rates in May 2020 compared to the previous month as follows:

- I. Erbil governorate (95.9%) an increase by 1%,
- II. Sulaimani governorate (96.4%) a decrease by 0.6%,
- III. Duhok governorate (99.4%) a decrease by 1.6%.



Tables

CPI in Kurdistan Region May / 2020

| | Main and sub groups | كانون الاول | تشرين الثاني | تشرين الاول | أيلول | أب | تموز | حزيران | ايار | نيسان | أذار | شباط | كانون الثاني | القسم / المجموعة الرئيسية / المجموعة الفرعية | |
|----------|---|----------------|-----------------|----------------|-------|------|------|--------|-------|-------|-------|-------|-----------------|--|----------|
| | | Dec | Nov | Oct | Sep | Aug | July | June | May | April | Mar | Feb | Jan | | |
| | | 2020 | 2020 | 2020 | 2020 | 2020 | 2020 | 2020 | 2020 | 2020 | 2020 | 2020 | 2020 | | |
| 1 | Food and Non-Alcoholic Beverages | | | | | | | | 91.8 | 94.9 | 94.0 | 91.7 | 91.4 | الاغذية والمشروبات غير الكحولية | 1 |
| 11 | Food | | | | | | | | 92.0 | 94.9 | 94.2 | 91.7 | 91.4 | الاغذية | 11 |
| 111 | Cereals and their products | | | | | | | | 97.7 | 97.9 | 97.4 | 97.5 | 97.5 | الخبز والحبوب | 111 |
| 112 | Meats | | | | | | | | 93.1 | 94.4 | 94.2 | 89.2 | 89.3 | اللحوم | 112 |
| 113 | Fish | | | | | | | | 72.8 | 72.9 | 72.9 | 73.4 | 73.5 | الأسماك | 113 |
| 114 | Yogurt, Cheese and Eggs | | | | | | | | 87.6 | 90.1 | 90.0 | 86.1 | 85.5 | اللبن والجبن والبيض | 114 |
| 115 | Oils and Fats | | | | | | | | 100.7 | 100.7 | 100.7 | 100.3 | 100.2 | الزيوت والدهون | 115 |
| 116 | Fruits | | | | | | | | 89.6 | 91.9 | 86.2 | 84.6 | 83.0 | الفواكه | 116 |
| 117 | Vegetables | | | | | | | | 88.1 | 98.8 | 99.3 | 97.1 | 97.0 | الخضراوات | 117 |
| 118 | Sugar and Sugar Products | | | | | | | | 99.5 | 99.4 | 99.4 | 99.4 | 99.4 | السكر والمنتجات السكرية | 118 |
| 119 | Other Food Products | | | | | | | | 111.1 | 109.8 | 109.8 | 109.8 | 109.8 | منتجات الأغذية الأخرى | 119 |
| 12 | Non-Alcoholic Beverages | | | | | | | | 115.2 | 115.1 | 114.9 | 114.9 | 114.9 | المشروبات غير الكحولية | 12 |
| 2 | Alcoholic beverages& Tobacco | | | | | | | | 117.1 | 119.6 | 119.6 | 119.6 | 119.6 | المشروبات الكحولية و التبغ | 2 |
| 3 | Clothes and Footwear | | | | | | | | 92.9 | 92.5 | 92.5 | 92.1 | 92.3 | الملابس والاحذية | 3 |
| 31 | Clothes | | | | | | | | 102.0 | 101.6 | 101.5 | 101.1 | 101.3 | الملابس | 31 |
| 311 | Cloth Fabrics | | | | | | | | 95.5 | 95.5 | 95.5 | 95.5 | 96.2 | مواد الملابس | 311 |
| 312 | Sewing Clothes Services | | | | | | | | 110.1 | 109.8 | 109.8 | 109.2 | 109.2 | خدمات خياطة الملابس | 312 |
| 313 | Men's Readymade Wear | | | | | | | | 93.7 | 93.2 | 93.1 | 92.8 | 92.9 | ملابس رجالية جاهزة | 313 |
| 314 | Ladies' Readymade Wear | | | | | | | | 76.6 | 76.1 | 75.9 | 75.1 | 75.1 | ملابس نسائية جاهزة | 314 |
| 315 | Children's Readymade Wear | | | | | | | | 76.6 | 76.4 | 76.3 | 75.3 | 75.5 | ملابس اطفال جاهزة | 315 |
| 316 | Clothes Cleaning | | | | | | | | 106.7 | 106.7 | 106.7 | 106.7 | 106.7 | تنظيف الملابس | 316 |
| 32 | Footwear | | | | | | | | 98.8 | 98.6 | 98.6 | 98.6 | 98.7 | الاحذية | 32 |

Consumer Price Index (CPI) and Inflation Rate in Kurdistan Region May / 2020

Continued

| | Main and sub groups | كانون الاول | تشرين الثاني | تشرين الاول | أيلول | اب | تموز | حزيران | ايار | نيسان | اذار | شباط | كانون الثاني | القسم / المجموعة الرئيسية / المجموعة الفرعية | |
|-----|--|----------------|-----------------|----------------|-------|------|------|--------|-------|-------|-------|-------|-----------------|--|-----|
| | | Dec | Nov | Oct | Sep | Aug | July | June | May | April | Mar | Feb | Jan | | |
| | | 2020 | 2020 | 2020 | 2020 | 2020 | 2020 | 2020 | 2020 | 2020 | 2020 | 2020 | 2020 | | |
| 4 | Housing (House rental, Water, Electricity & LPG) | | | | | | | | 90.7 | 90.7 | 94.1 | 95.8 | 95.2 | السكن (الاجار ، المياه ، الكهرباء ، الغاز) | 4 |
| 411 | Rent | | | | | | | | 89.4 | 89.0 | 89.1 | 89.6 | 89.7 | الاجار | 411 |
| 412 | House Maintenance and Services | | | | | | | | 94.0 | 93.9 | 93.9 | 93.9 | 93.7 | صيانة وخدمات المسكن | 412 |
| 413 | Electricity and Water Supply | | | | | | | | 70.4 | 68.9 | 87.2 | 97.0 | 97.3 | امدادات المياه والكهرباء | 413 |
| 414 | Fuels(gasoline, kerosene and LPG) | | | | | | | | 88.5 | 96.4 | 98.6 | 98.8 | 95.7 | الوقود (البنزين و النفط و الغاز) | 414 |
| 5 | House Supplies , Appliances & Maintenance | | | | | | | | 91.0 | 90.8 | 90.7 | 90.5 | 90.5 | التجهيزات والمعدات المنزلية والصيانة | 5 |
| 51 | Furniture & Equipment | | | | | | | | 85.5 | 85.6 | 85.7 | 85.8 | 85.6 | الاثاث والتجهيزات | 51 |
| 52 | Home Appliances | | | | | | | | 89.9 | 89.8 | 89.6 | 89.3 | 89.5 | الاجهزة المنزلية | 52 |
| 6 | Health | | | | | | | | 117.3 | 116.3 | 116.3 | 116.3 | 116.1 | الصحة | 6 |
| 7 | Transportation | | | | | | | | 99.7 | 101.2 | 101.5 | 101.4 | 94.6 | النقل | 7 |
| 8 | Communications | | | | | | | | 118.0 | 119.2 | 119.2 | 119.2 | 120.0 | الاتصال | 8 |
| 9 | Recreation and Culture | | | | | | | | 92.7 | 91.0 | 91.1 | 91.0 | 91.1 | الترفيه والثقافة | 9 |
| 10 | Education | | | | | | | | 108.5 | 108.3 | 108.3 | 108.3 | 108.3 | التعليم | 10 |
| 11 | Restaurants | | | | | | | | 90.5 | 91.9 | 91.9 | 92.3 | 94.7 | المطاعم | 11 |
| 12 | Misc. Services and Goods | | | | | | | | 107.7 | 106.9 | 105.2 | 105.0 | 103.3 | السلع والخدمات المتنوعة | 12 |
| 0 | General Index Number | | | | | | | | 96.8 | 97.1 | 97.5 | 97.1 | 95.4 | الرقم القياسي العام | 0 |

CPI in Erbil governorate May /2020

| | Main and sub groups | كاتون الاول | تشرين الثاني | تشرين الاول | ايلول | اب | تموز | حزيران | ايار | نيسان | اذار | شباط | كاتون الثاني | القسم / المجموعة الرئيسية / المجموعة الفرعية | |
|-----|----------------------------------|----------------|-----------------|----------------|-------|------|------|--------|-------|-------|-------|-------|-----------------|--|-----|
| | | Dec | Nov | Oct | Sep | Aug | July | June | May | April | Mar | Feb | Jan | | |
| | | 2020 | 2020 | 2020 | 2020 | 2020 | 2020 | 2020 | 2020 | 2020 | 2020 | 2020 | 2020 | | |
| 1 | Food and Non-Alcoholic Beverages | | | | | | | | 88.7 | 93.0 | 90.5 | 91.6 | 91.3 | الاغذية والمشروبات غير الكحولية | 1 |
| 11 | Food | | | | | | | | 89.8 | 93.8 | 91.5 | 92.6 | 92.4 | الاغذية | 11 |
| 111 | Cereals and their products | | | | | | | | 97.4 | 97.4 | 97.4 | 97.4 | 97.4 | الخبز والحبوب | 111 |
| 112 | Meats | | | | | | | | 91.3 | 90.8 | 89.2 | 94.0 | 93.7 | اللحوم | 112 |
| 113 | Fish | | | | | | | | 80.4 | 80.3 | 80.3 | 81.5 | 81.5 | الاسماك | 113 |
| 114 | Yogurt, Cheese and Eggs | | | | | | | | 79.0 | 81.3 | 79.8 | 79.0 | 77.7 | اللبن والجبن والبيض | 114 |
| 115 | Oils and Fats | | | | | | | | 100.1 | 100.2 | 100.2 | 99.6 | 99.4 | الزيوت والدهون | 115 |
| 116 | Fruits | | | | | | | | 90.7 | 97.5 | 83.0 | 83.0 | 80.2 | الفواكه | 116 |
| 117 | Vegetables | | | | | | | | 83.9 | 101.5 | 101.3 | 100.4 | 101.6 | الخضراوات | 117 |
| 118 | Sugar and Sugar Products | | | | | | | | 91.2 | 91.2 | 91.2 | 91.2 | 91.2 | السكر والمنتجات السكرية | 118 |
| 119 | Other Food Products | | | | | | | | 101.9 | 101.9 | 101.9 | 101.9 | 101.9 | منتجات الاغذية الاخرى | 119 |
| 12 | Non-Alcoholic Beverages | | | | | | | | 109.2 | 109.2 | 109.2 | 109.2 | 109.2 | المشروبات غير الكحولية | 12 |
| 2 | Alcoholic beverages& Tobacco | | | | | | | | 122.9 | 129.7 | 129.7 | 129.7 | 129.7 | المشروبات الكحولية و التبغ | 2 |
| 3 | Clothes and Footwear | | | | | | | | 90.9 | 90.8 | 90.8 | 90.8 | 90.9 | الملابس والاحذية | 3 |
| 31 | Clothes | | | | | | | | 87.7 | 87.6 | 87.6 | 87.6 | 87.6 | الملابس | 31 |
| 311 | Cloth Fabrics | | | | | | | | 90.3 | 90.3 | 90.3 | 90.3 | 92.2 | مواد الملابس | 311 |
| 312 | Sewing Clothes Services | | | | | | | | 108.0 | 108.0 | 108.0 | 108.0 | 108.0 | خدمات خياطة الملابس | 312 |
| 313 | Men's Readymade Wear | | | | | | | | 91.9 | 91.9 | 91.9 | 91.9 | 91.7 | ملابس رجالية جاهزة | 313 |
| 314 | Ladies' Readymade Wear | | | | | | | | 79.6 | 79.6 | 79.6 | 79.6 | 78.3 | ملابس نسائية جاهزة | 314 |
| 315 | Children's Readymade Wear | | | | | | | | 79.5 | 79.5 | 79.5 | 79.5 | 79.5 | ملابس اطفال جاهزة | 315 |
| 316 | Clothes Cleaning | | | | | | | | 100.0 | 100.0 | 100.0 | 100.0 | 100.0 | تنظيف الملابس | 316 |
| 32 | Footwear | | | | | | | | 109.5 | 109.5 | 109.5 | 109.5 | 109.5 | الاحذية | 32 |

Consumer Price Index (CPI) and Inflation Rate in Kurdistan Region May / 2020

Continued

| | Main and sub groups | كانون الاول | تشرين الثاني | تشرين الاول | أيلول | اب | تموز | حزيران | ايار | نيسان | آذار | شباط | كانون الثاني | القسم / المجموعة الرئيسية / المجموعة الفرعية | |
|----|---|----------------|-----------------|----------------|-------|------|------|--------|-------|-------|-------|-------|-----------------|--|-----|
| | | Dec | Nov | Oct | Sep | Aug | July | June | May | April | Mar | Feb | Jan | | |
| | | 2020 | 2020 | 2020 | 2020 | 2020 | 2020 | 2020 | 2020 | 2020 | 2020 | 2020 | 2020 | | |
| 4 | Housing (Rent, Water, Electricity & LPG) | | | | | | | | 84.3 | 83.2 | 87.8 | 89.4 | 87.9 | السكن (الإيجار ، المياه ، الكهرباء ، الغاز) | 4 |
| 41 | Rent | | | | | | | | 82.5 | 82.5 | 82.5 | 82.5 | 82.5 | الإيجار | 411 |
| 41 | House Maintenance and Services | | | | | | | | 93.1 | 93.1 | 93.1 | 93.1 | 93.1 | صيانة وخدمات المسكن | 412 |
| 41 | Electricity and Water Supply | | | | | | | | 121.6 | 98.4 | 150.8 | 169.8 | 157.3 | امدادات المياه والكهرباء | 413 |
| 41 | Fuels(gasoline, kerosene and LPG) | | | | | | | | 84.3 | 91.6 | 94.0 | 94.0 | 89.5 | الوقود (البنزين و النفط و الغاز) | 414 |
| 5 | House Supplies , Appliances & Maintenance | | | | | | | | 98.5 | 98.5 | 98.5 | 98.5 | 98.3 | التجهيزات والمعدات المنزلية والصيانة | 5 |
| 51 | Furniture & Equipment | | | | | | | | 79.4 | 79.4 | 79.4 | 79.4 | 78.9 | الإثاث والتجهيزات | 51 |
| 52 | Home Appliances | | | | | | | | 99.3 | 99.3 | 99.3 | 99.3 | 99.2 | الأجهزة المنزلية | 52 |
| 6 | Health | | | | | | | | 116.8 | 114.1 | 114.1 | 114.1 | 114.3 | الصحة | 6 |
| 7 | Transportation | | | | | | | | 97.7 | 99.5 | 99.9 | 99.9 | 98.9 | النقل | 7 |
| 8 | Communications | | | | | | | | 116.0 | 118.9 | 118.9 | 118.9 | 120.8 | الاتصال | 8 |
| 9 | Recreation and Culture | | | | | | | | 89.2 | 84.6 | 84.6 | 84.6 | 84.8 | الترفيه والثقافة | 9 |
| 10 | Education | | | | | | | | 103.2 | 102.8 | 102.8 | 102.8 | 102.8 | التعليم | 10 |
| 11 | Restaurants | | | | | | | | 101.6 | 101.6 | 101.6 | 101.6 | 101.6 | المطاعم | 11 |
| 12 | Misc. Services and Goods | | | | | | | | 105.6 | 104.7 | 102.3 | 102.3 | 101.7 | السلع والخدمات المتنوعة | 12 |
| 0 | General Index Number | | | | | | | | 95.9 | 95.0 | 95.3 | 95.9 | 95.3 | الرقم القياسي العام | 0 |

CPI in Sulaimania governorate May /2020

| ت | القسم / المجموعه الرئيسييه /المجموعه الفرعيه | كانون الثاني | شباط | آذار | نيسان | ايار | حزيران | تموز | اب | ايلول | تشرين الاول | تشرين الثاني | كانون الاول | Main and sub groups | ت |
|-----|--|--------------|-------|-------|-------|-------|--------|------|------|-------|-------------|--------------|-------------|---|-----|
| | | Jan | Feb | Mar | April | May | June | July | Aug | Sep | Oct | Nov | Dec | | |
| | | 2020 | 2020 | 2020 | 2020 | 2020 | 2020 | 2020 | 2020 | 2020 | 2020 | 2020 | 2020 | | |
| 1 | الاغذية والمشروبات غير الكحولية | 91.0 | 91.5 | 96.9 | 96.4 | 95.3 | | | | | | | | 1 Food and Non-Alcoholic Beverages | 1 |
| 11 | الاغذية | 90.0 | 90.6 | 96.2 | 95.7 | 94.5 | | | | | | | | 11 Food | 11 |
| 111 | الخبز والحبوب | 95.6 | 95.6 | 95.7 | 96.4 | 96.3 | | | | | | | | 111 Cereals and their products | 111 |
| 112 | اللحوم | 85.0 | 85.6 | 100.2 | 98.8 | 96.3 | | | | | | | | 112 Meats | 112 |
| 113 | الاسماك | 58.8 | 58.8 | 58.8 | 58.8 | 58.8 | | | | | | | | 113 Fish | 113 |
| 114 | اللبن والجبن والبيض | 86.3 | 86.3 | 92.2 | 91.4 | 91.2 | | | | | | | | 114 Yogurt, Cheese and Eggs | 114 |
| 115 | الزيوت والدهون | 103.5 | 103.5 | 103.5 | 103.4 | 103.4 | | | | | | | | 115 Oils and Fats | 115 |
| 116 | الفواكه | 89.5 | 91.7 | 93.9 | 94.6 | 93.8 | | | | | | | | 116 Fruits | 116 |
| 117 | الخضراوات | 96.0 | 97.7 | 99.7 | 98.2 | 96.3 | | | | | | | | 117 Vegetables | 117 |
| 118 | السكر والمنتجات السكرية | 106.3 | 106.3 | 106.3 | 106.3 | 106.3 | | | | | | | | 118 Sugar and Sugar Products | 118 |
| 119 | منتجات الاغذية الاخرى | 126.7 | 126.7 | 126.7 | 126.8 | 129.9 | | | | | | | | 119 Other Food Products | 119 |
| 12 | المشروبات غير الكحولية | 113.8 | 113.8 | 113.8 | 114.3 | 114.5 | | | | | | | | 12 Non-Alcoholic Beverages | 12 |
| 2 | المشروبات الكحولية و التبغ | 101.6 | 101.6 | 101.6 | 101.6 | 101.6 | | | | | | | | 2 Alcoholic beverages& Tobacco | 2 |
| 3 | الملابس والاحذية | 91.2 | 91.2 | 91.2 | 91.2 | 91.2 | | | | | | | | 3 Clothes and Footwear | 3 |
| 31 | الملابس | 114.4 | 114.4 | 114.4 | 114.6 | 114.6 | | | | | | | | 31 Clothes | 31 |
| 311 | مواد الملابس | 101.8 | 101.8 | 101.8 | 101.8 | 101.8 | | | | | | | | 311 Cloth Fabrics | 311 |
| 312 | خدمات خياطة الملابس | 95.9 | 95.9 | 95.9 | 95.9 | 95.9 | | | | | | | | 312 Sewing Clothes Services | 312 |
| 313 | ملابس رجالية جاهزة | 92.8 | 92.8 | 92.8 | 93.0 | 93.0 | | | | | | | | 313 Men's Readymade Wear | 313 |
| 314 | ملابس نسائية جاهزة | 62.6 | 62.6 | 62.6 | 63.0 | 63.0 | | | | | | | | 314 Ladies' Readymade Wear | 314 |
| 315 | ملابس اطفال جاهزة | 65.1 | 65.1 | 65.1 | 65.1 | 65.1 | | | | | | | | 315 Children's Readymade Wear | 315 |
| 316 | تنظيف الملابس | 124.1 | 124.1 | 124.1 | 124.1 | 124.1 | | | | | | | | 316 Clothes Cleaning | 316 |
| 32 | الاحذية | 92.3 | 92.3 | 92.3 | 92.3 | 92.3 | | | | | | | | 32 Footwear | 32 |

Consumer Price Index (CPI) and Inflation Rate in Kurdistan Region May / 2020

Continued

| | Main and sub groups | كانون الاول | تشرين الثاني | تشرين الاول | أيلول | أب | تموز | حزيران | ايار | نيسان | أذار | شباط | كانون الثاني | القسم / المجموعه الرئيسييه /المجموعه الفرعيه | ت |
|-----|---|----------------|-----------------|----------------|-------|------|------|--------|-------|-------|-------|-------|-----------------|--|-----|
| | | Dec | Nov | Oct | Sep | Aug | July | June | May | April | Mar | Feb | Jan | | |
| | | 2020 | 2020 | 2020 | 2020 | 2020 | 2020 | 2020 | 2020 | 2020 | 2020 | 2020 | 2020 | | |
| 4 | Housing (Renta, Water, Electricity & LPG) | | | | | | | | 89.9 | 90.3 | 93.1 | 95.2 | 94.3 | السكن (الاجار، المياه ، الكهرباء، الغاز) | 4 |
| 411 | Rent | | | | | | | | 88.7 | 87.7 | 87.9 | 89.2 | 89.4 | الاجار | 411 |
| 412 | House Maintenance and Services | | | | | | | | 80.2 | 80.2 | 80.2 | 80.2 | 79.8 | صيانة وخدمات المسكن | 412 |
| 413 | Electricity and Water Supply | | | | | | | | 100.5 | 100.5 | 133.3 | 150.5 | 145.3 | امدادات المياه والكهرباء | 413 |
| 414 | Fuels(gasoline, kerosene and LPG) | | | | | | | | 97.6 | 104.7 | 106.6 | 106.6 | 102.8 | الوقود(البنزين و النفط و الغاز) | 414 |
| 5 | House Supplies , Appliances & Maintenance | | | | | | | | 85.4 | 84.6 | 84.4 | 84.3 | 84.5 | التجهيزات والمعدات المنزلية والصيانة | 5 |
| 51 | Furniture & Equipment | | | | | | | | 89.0 | 88.1 | 88.1 | 88.0 | 87.9 | الاثاث والتجهيزات | 51 |
| 52 | Home Appliances | | | | | | | | 82.3 | 81.5 | 81.1 | 81.0 | 81.4 | الاجهزة المنزلية | 52 |
| 6 | Health | | | | | | | | 110.7 | 110.7 | 110.7 | 110.7 | 110.1 | الصحة | 6 |
| 7 | Transportation | | | | | | | | 98.4 | 99.8 | 100.1 | 99.9 | 92.1 | النقل | 7 |
| 8 | Communications | | | | | | | | 123.5 | 123.5 | 123.5 | 123.5 | 123.5 | الاتصال | 8 |
| 9 | Recreation and Culture | | | | | | | | 101.8 | 101.6 | 101.7 | 101.8 | 101.7 | الترفيه والثقافة | 9 |
| 10 | Education | | | | | | | | 112.9 | 112.9 | 112.9 | 112.9 | 112.9 | التعليم | 10 |
| 11 | Restaurants | | | | | | | | 94.2 | 94.2 | 94.2 | 94.2 | 94.2 | المطاعم | 11 |
| 12 | Misc. Services and Goods | | | | | | | | 107.1 | 106.6 | 105.6 | 104.3 | 103.1 | السلع والخدمات المتنوعة | 12 |
| 0 | General Index Number | | | | | | | | 96.4 | 97.0 | 97.6 | 96.4 | 94.2 | الرقم القياسي العام | 0 |

CPI in Duhok governorate May /2020

| Main and sub groups | كانون الاول | تشرين الثاني | تشرين الاول | ايلول | اب | تموز | حزيران | ايار | نيسان | اذار | شباط | كانون الثاني | القسم / المجموعة الرئيسية / المجموعة الفرعية | ت |
|---|----------------|--------------|----------------|-------|------|------|--------|-------|-------|-------|-------|-----------------|--|------------|
| | Dec | Nov | Oct | Sep | Aug | July | June | May | April | Mar | Feb | Jan | | |
| | 2020 | 2020 | 2020 | 2020 | 2020 | 2020 | 2020 | 2020 | 2020 | 2020 | 2020 | 2020 | | |
| 1 Food and Non-Alcoholic Beverages | | | | | | | | 90.3 | 95.0 | 94.4 | 91.9 | 92.4 | الاغذية والمشروبات غير الكحولية | 1 |
| 11 Food | | | | | | | | 90.8 | 95.2 | 94.9 | 92.4 | 92.8 | الاغذية | 11 |
| 111 Cereals and their products | | | | | | | | 101.0 | 101.8 | 100.6 | 101.5 | 101.6 | الخبز والحبوب | 111 |
| 112 Meats | | | | | | | | 89.9 | 91.9 | 90.6 | 87.9 | 88.8 | اللحوم | 112 |
| 113 Fish | | | | | | | | 88.0 | 88.6 | 88.6 | 88.8 | 89.3 | الاسماك | 113 |
| 114 Yogurt, Cheese and Eggs | | | | | | | | 95.8 | 103.2 | 103.6 | 98.6 | 97.8 | اللبن والجبن والبيض | 114 |
| 115 Oils and Fats | | | | | | | | 96.1 | 96.0 | 96.0 | 94.9 | 94.9 | الزيوت والدهون | 115 |
| 116 Fruits | | | | | | | | 79.0 | 76.3 | 76.0 | 73.0 | 74.7 | الفواكه | 116 |
| 117 Vegetables | | | | | | | | 78.9 | 95.1 | 94.8 | 90.0 | 90.7 | الخضراوات | 117 |
| 118 Sugar and Sugar Products | | | | | | | | 100.3 | 100.0 | 100.0 | 99.6 | 99.9 | السكر والمنتجات السكرية | 118 |
| 119 Other Food Products | | | | | | | | 89.2 | 89.3 | 89.3 | 89.2 | 89.2 | منتجات الاغذية الاخرى | 119 |
| 12 Non-Alcoholic Beverages | | | | | | | | 127.4 | 127.4 | 127.4 | 127.4 | 127.4 | المشروبات غير الكحولية | 12 |
| 2 Alcoholic beverages& Tobacco | | | | | | | | 138.7 | 138.7 | 138.7 | 138.7 | 138.7 | المشروبات الكحولية و التبغ | 2 |
| 3 Clothes and Footwear | | | | | | | | 99.9 | 98.3 | 98.1 | 96.4 | 97.3 | الملابس والاحذية | 3 |
| 31 Clothes | | | | | | | | 101.8 | 100.0 | 99.8 | 97.8 | 98.7 | الملابس | 31 |
| 311 Cloth Fabrics | | | | | | | | 91.8 | 91.9 | 92.0 | 92.0 | 92.0 | مواد الملابس | 311 |
| 312 Sewing Clothes Services | | | | | | | | 143.2 | 141.4 | 141.8 | 138.8 | 138.8 | خدمات خياطة الملابس | 312 |
| 313 Men's Readymade Wear | | | | | | | | 98.6 | 96.0 | 95.6 | 94.6 | 95.4 | ملابس رجالية جاهزة | 313 |
| 314 Ladies' Readymade Wear | | | | | | | | 99.1 | 96.7 | 96.5 | 93.0 | 94.8 | ملابس نسائية جاهزة | 314 |
| 315 Children's Readymade Wear | | | | | | | | 95.2 | 93.9 | 93.5 | 88.6 | 89.9 | ملابس اطفال جاهزة | 315 |
| 316 Clothes Cleaning | | | | | | | | 83.1 | 83.1 | 83.1 | 83.1 | 83.1 | تنظيف الملابس | 316 |
| 32 Footwear | | | | | | | | 92.8 | 92.1 | 92.0 | 92.1 | 92.6 | الاحذية | 32 |

Consumer Price Index (CPI) and Inflation Rate in Kurdistan Region May / 2020

Continued

| ت | القسم / المجموعة الرئيسية / المجموعة الفرعية | كانون الثاني | شباط | آذار | نيسان | ايار | حزيران | تموز | اب | أيلول | تشرين الأول | تشرين الثاني | كانون الأول | Main and sub groups | ت |
|-----|--|--------------|-------|-------|-------|-------|--------|------|------|-------|-------------|--------------|-------------|---|-----|
| | | Jan | Feb | Mar | April | May | June | July | Aug | Sep | Oct | Nov | Dec | | |
| | | 2020 | 2020 | 2020 | 2020 | 2020 | 2020 | 2020 | 2020 | 2020 | 2020 | 2020 | 2020 | | |
| 4 | السكن (الاجار، المياه، الكهرباء، الغاز) | 110.1 | 108.8 | 107.5 | 105.0 | 103.7 | | | | | | | | Housing (Renta, Water, Electricity & LPG) | 4 |
| 411 | الاجار | 103.4 | 103.3 | 103.3 | 103.2 | 103.1 | | | | | | | | Rent | 411 |
| 412 | صيانة وخدمات المسكن | 123.6 | 123.6 | 123.6 | 123.6 | 123.9 | | | | | | | | House Maintenance and Services | 412 |
| 413 | امدادات المياه والكهرباء | 172.4 | 160.3 | 148.1 | 127.3 | 134.3 | | | | | | | | Electricity and Water Supply | 413 |
| 414 | الوقود (البترين، التفت، الغاز) | 92.2 | 91.5 | 90.5 | 87.8 | 77.4 | | | | | | | | Fuels(gasoline, kerosene and LPG) | 414 |
| 5 | التجهيزات والمعدات المنزلية والصيانة | 88.8 | 88.7 | 89.7 | 89.8 | 88.8 | | | | | | | | House Supplies, Appliances & Maintenance | 5 |
| 51 | الاثاث والتجهيزات | 92.9 | 92.7 | 91.8 | 91.8 | 89.5 | | | | | | | | Furniture & Equipment | 51 |
| 52 | الاجهزة المنزلية | 88.8 | 88.7 | 89.7 | 89.8 | 88.8 | | | | | | | | Home Appliances | 52 |
| 6 | الصحة | 131.7 | 131.7 | 131.5 | 131.6 | 131.6 | | | | | | | | Health | 6 |
| 7 | النقل | 92.0 | 107.2 | 107.1 | 106.9 | 105.8 | | | | | | | | Transportation | 7 |
| 8 | الاتصال | 111.4 | 111.1 | 111.0 | 111.0 | 110.5 | | | | | | | | Communications | 8 |
| 9 | الترفيه والثقافة | 80.8 | 80.3 | 80.5 | 80.5 | 80.2 | | | | | | | | Recreation and Culture | 9 |
| 10 | التعليم | 108.9 | 108.9 | 108.9 | 108.9 | 108.9 | | | | | | | | Education | 10 |
| 11 | المطاعم | 83.5 | 71.7 | 69.9 | 70.1 | 63.0 | | | | | | | | Restaurants | 11 |
| 12 | السلع والخدمات المتنوعة | 106.3 | 111.2 | 109.6 | 111.5 | 112.7 | | | | | | | | Misc. Services and Goods | 12 |
| 0 | الرقم القياسي العام | 98.1 | 100.9 | 101.2 | 101.0 | 99.4 | | | | | | | | General Index Number | 0 |

Consumer Price Index (CPI) and Inflation Rate in Kurdistan Region May / 2020

Monthly average change in Kurdistan Region for May / 2020

| # | Main groups | inflation rate | حزيران | ايار | inflation rate | ايار | نيسان | inflation rate | نيسان | أذار | inflation rate | أذار | شباط | inflation rate | شباط | كانون الثاني | inflation rate | كانون الثاني | كانون الأول | المجموعة الرئيسية | رت |
|----|---|----------------|--------|-------|----------------|-------|-------|----------------|-------|-------|----------------|-------|-------|----------------|-------|--------------|----------------|--------------|-------------|--|----|
| | | | June | May | | May | Apr | | Apr | Mar | | Mar | Feb | | Jan | Jan | | Dec | | | |
| | | | 2020 | 2020 | | 2020 | 2020 | | 2020 | 2020 | | 2020 | 2020 | | 2020 | 2020 | | 2019 | | | |
| 01 | Food and Non-Alcoholic Beverages | -3.2 | 91.8 | 94.9 | 0.8 | 94.8 | 94.0 | 2.6 | 94.0 | 91.6 | 0.2 | 91.6 | 91.4 | 0.7 | 91.4 | 90.7 | | | | الاغذية والمشروبات غير الكحولية | 01 |
| 02 | Alcoholic Beverages & Tobacco | -2.1 | 117.1 | 119.6 | 0.0 | 118.7 | 118.7 | 0.0 | 118.7 | 118.7 | 0.0 | 118.7 | 118.7 | 0.0 | 118.7 | 118.7 | | | | المشروبات الكحولية و التبغ | 02 |
| 03 | Clothes and Footwear | 0.4 | 92.9 | 92.5 | 0.0 | 92.8 | 92.7 | 0.4 | 92.7 | 92.4 | -0.2 | 92.4 | 92.6 | -0.5 | 92.6 | 93.1 | | | | الملابس والاحذية | 03 |
| 04 | Housing(Rent, Water ,Electricity& LPG) | 0.0 | 90.7 | 90.7 | -3.4 | 90.9 | 94.1 | -1.8 | 94.1 | 95.8 | 0.7 | 95.8 | 95.1 | -0.5 | 95.1 | 95.6 | | | | السكن(الاجار ، المياه ، الكهرباء، الغاز) | 04 |
| 05 | House Supplies , Appliances & Maintenance | 2.2 | 91.0 | 89.0 | 0.1 | 91.1 | 91.0 | 0.3 | 91.0 | 90.7 | -0.1 | 90.7 | 90.8 | -0.4 | 90.8 | 91.2 | | | | التجهيزات والمعدات المنزلية والصيانة | 05 |
| 06 | Health | 0.8 | 117.3 | 116.3 | 0.0 | 116.1 | 116.1 | 0.0 | 116.1 | 116.1 | 0.2 | 116.1 | 115.9 | -0.7 | 115.9 | 116.7 | | | | الصحة | |
| 07 | Transportation | -1.5 | 99.7 | 101.2 | -0.3 | 102.5 | 102.8 | 0.1 | 102.8 | 102.8 | 8.7 | 102.8 | 94.6 | 1.3 | 94.6 | 93.4 | | | | النقل | 07 |
| 08 | Communications | -1.0 | 118.0 | 119.2 | 0.0 | 118.5 | 118.5 | 0.0 | 118.5 | 118.5 | -0.7 | 118.5 | 119.3 | 5.4 | 119.3 | 113.2 | | | | الاتصال | 08 |
| 09 | Recreation and Culture | 1.9 | 92.7 | 91.0 | 0.0 | 91.5 | 91.5 | 0.0 | 91.5 | 91.5 | -0.1 | 91.5 | 91.6 | 0.3 | 91.6 | 91.3 | | | | الترفيه والثقافة | 09 |
| 10 | Education | 0.2 | 108.5 | 108.3 | 0.0 | 108.7 | 108.7 | 0.0 | 108.7 | 108.7 | 0.0 | 108.7 | 108.7 | 0.0 | 108.7 | 108.7 | | | | التعليم | 10 |
| 11 | Restaurants | -1.6 | 90.5 | 91.9 | 0.0 | 92.2 | 92.2 | -0.4 | 92.2 | 92.6 | -2.6 | 92.6 | 95.0 | -0.3 | 95.0 | 95.3 | | | | المطاعم | 11 |
| 12 | Misc. services and Goods | 0.8 | 107.7 | 106.9 | 1.7 | 105.2 | 103.5 | 0.2 | 103.5 | 103.3 | 1.7 | 103.3 | 101.5 | 2.0 | 101.5 | 99.5 | | | | السلع والخدمات المتنوعة | 12 |
| | General Index Number | -0.2 | 96.8 | 97.1 | -0.4 | 98.6 | 99.0 | 0.4 | 99.0 | 98.6 | 2.1 | 98.6 | 96.6 | 0.6 | 96.6 | 96.1 | | | | الرقم القياسي العام | 00 |

Consumer Price Index (CPI) and Inflation Rate in Kurdistan Region May / 2020

Annual average change in Kurdistan Region for May / 2020

| # | Main groups | inflation rate | حزيران | حزيران | inflation rate | ايار | ايار | inflation rate | نيسان | نيسان | inflation rate | آذار | آذار | inflation rate | شباط | شباط | inflation rate | كانون الثاني | كانون الثاني | المجموعة الرئيسية | ت |
|----|---|----------------|--------|--------|----------------|-------|-------|----------------|-------|-------|----------------|-------|-------|----------------|-------|-------|----------------|--------------|--------------|---|----|
| | | | June | June | | May | May | | Apr | Apr | | Mar | Mar | | Feb | Feb | | Jan | Jan | | |
| | | | 2020 | 2019 | | 2020 | 2019 | | 2020 | 2019 | | 2020 | 2019 | | 2020 | 2019 | | 2020 | 2019 | | |
| 01 | Food and Non-Alcoholic Beverages | -4.7 | 91.8 | 96.4 | -1.2 | 94.8 | 96.0 | -0.2 | 94.0 | 94.1 | 1.1 | 91.6 | 90.6 | 0.8 | 91.4 | 90.6 | | 91.4 | 90.6 | الاغذية والمشروبات غير الكحولية | 01 |
| 02 | Alcoholic Beverages & Tobacco | -1.5 | 117.1 | 118.9 | -0.7 | 118.7 | 119.5 | -0.7 | 118.7 | 119.5 | -0.7 | 118.7 | 119.5 | -0.7 | 118.7 | 119.5 | | 118.7 | 119.5 | المشروبات الكحولية و التبغ | 02 |
| 03 | Clothes and Footwear | -2.2 | 92.9 | 95.0 | -1.6 | 92.8 | 94.3 | -1.3 | 92.7 | 93.9 | 0.3 | 92.4 | 92.1 | -0.4 | 92.6 | 93.0 | | 92.6 | 93.0 | الملابس والاحذية | 03 |
| 04 | Housing(Rent, Water ,Electricity& LPG) | -0.3 | 90.7 | 90.9 | -0.3 | 90.9 | 91.2 | 0.2 | 94.1 | 94.0 | 0.7 | 95.8 | 95.1 | -1.3 | 95.1 | 96.4 | | 95.1 | 96.4 | السكن (الاجار ، المياه ، الكهرباء، الغاز) | 04 |
| 05 | House Supplies , Appliances & Maintenance | -2.6 | 91.0 | 93.4 | -2.7 | 91.1 | 93.6 | -2.8 | 91.0 | 93.6 | -2.9 | 90.7 | 93.5 | -1.8 | 90.8 | 92.5 | | 90.8 | 92.5 | التجهيزات والمعدات المنزلية والصيانة | 05 |
| 06 | Health | -1.1 | 117.3 | 118.6 | -1.9 | 116.1 | 118.4 | -1.9 | 116.1 | 118.3 | -0.8 | 116.1 | 117.1 | -0.6 | 115.9 | 116.6 | | 115.9 | 116.6 | الصحة | |
| 07 | Transportation | 12.5 | 99.7 | 88.6 | 13.7 | 102.5 | 90.2 | 16.1 | 102.8 | 88.6 | 16.5 | 102.8 | 88.2 | 4.0 | 94.6 | 90.9 | | 94.6 | 90.9 | النقل | 07 |
| 08 | Communications | 5.7 | 118.0 | 111.6 | 6.8 | 118.5 | 111.0 | 6.6 | 118.5 | 111.2 | 4.3 | 118.5 | 113.6 | 2.2 | 119.3 | 116.8 | | 119.3 | 116.8 | الاتصال | 08 |
| 09 | Recreation and Culture | -3.4 | 92.7 | 96.0 | -4.1 | 91.5 | 95.4 | -5.4 | 91.5 | 96.8 | -6.0 | 91.5 | 97.4 | -7.1 | 91.6 | 98.6 | | 91.6 | 98.6 | الترفيه والثقافة | 09 |
| 10 | Education | -6.7 | 108.5 | 116.3 | -6.6 | 108.7 | 116.4 | -6.1 | 108.7 | 115.8 | -4.3 | 108.7 | 113.6 | -4.3 | 108.7 | 113.6 | | 108.7 | 113.6 | التعليم | 10 |
| 11 | Restaurants | -7.7 | 90.5 | 98.0 | -5.7 | 92.2 | 97.8 | -5.7 | 92.2 | 97.8 | -5.1 | 92.6 | 97.6 | -2.6 | 95.0 | 97.6 | | 95.0 | 97.6 | المطاعم | 11 |
| 12 | Misc. services and Goods | 16.8 | 107.7 | 92.2 | 15.0 | 105.2 | 91.5 | 11.3 | 103.5 | 93.0 | 10.9 | 103.3 | 93.1 | 10.7 | 101.5 | 91.7 | | 101.5 | 91.7 | السلع والخدمات المتنوعة | 12 |
| | General Index Number | 1.2 | 96.8 | 95.7 | 2.8 | 98.6 | 95.9 | 3.5 | 99.0 | 95.6 | 4.1 | 98.6 | 94.8 | 1.1 | 96.6 | 95.6 | | 96.6 | 95.6 | الرقم القياسي العام | 00 |

Ministry of planning/ Kurdistan Region Statistics Office

For more Information, please contact us on:

E-Mail: contact@krso.gov.krd

Web site: www.krso.gov.krd

TEL: 00964 (0)66 255 91 70

<https://www.facebook.com/krso.krd>