

KURDISTAN REGIONAL GOVERNMENT
MINISTRY OF PLANNING
KURDISTAN REGIONAL STATISTICS OFFICE



Consumer Price Index (CPI) and Inflation Rate in Kurdistan Region, Feb / 2023

Consumer Price Index Department

Apr / 2023

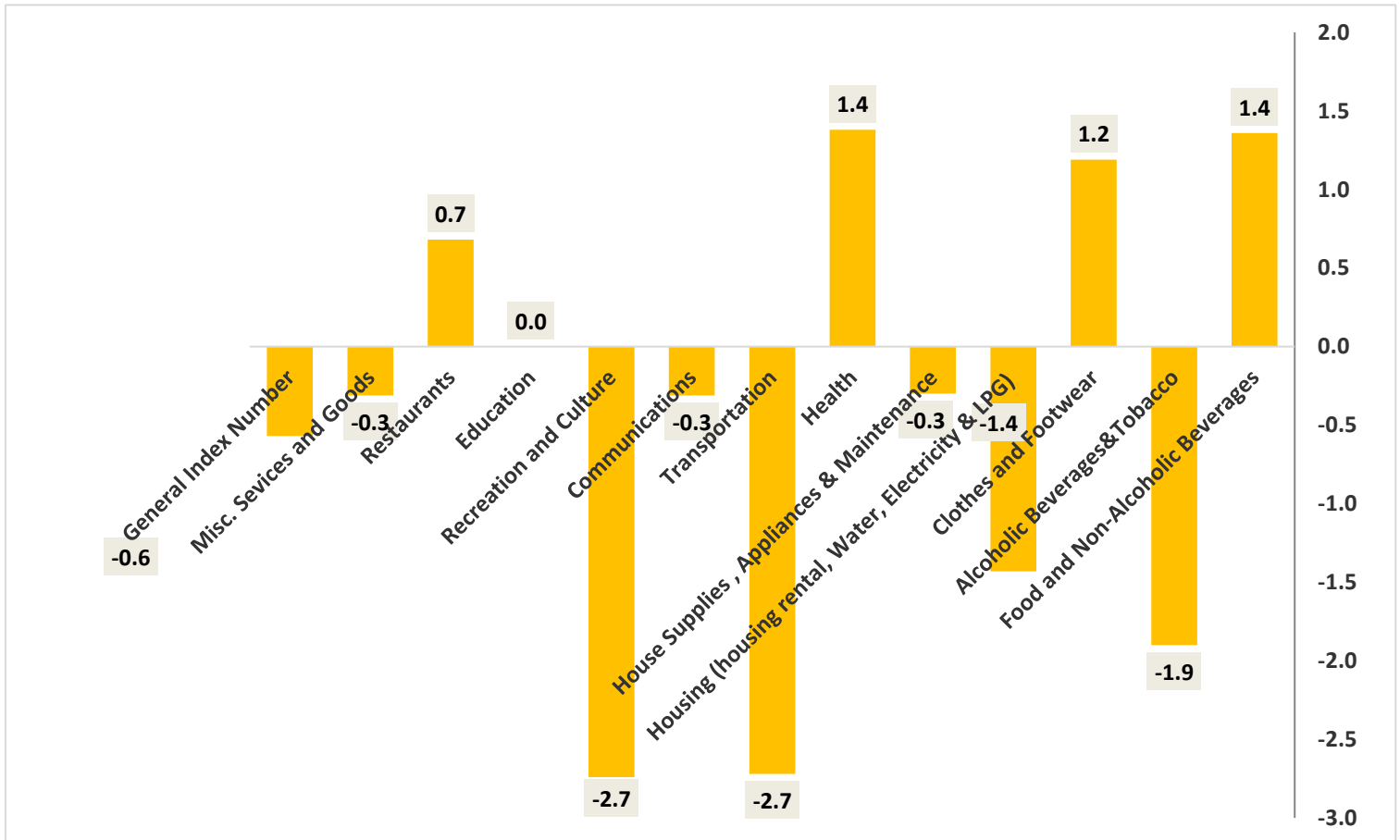
Analysis of inflation rate

1-Monthly inflation rate:

Consumer price index (CPI) reached 115.36 in Kurdistan Region in Feb 2023, where it shows a decrease by 0.6% compared to the previous month (116.02).

CPI monthly decrease is due to a decrease in the prices of the following sections:

- 1- Recreation and culture & Transportation by 2.7%,
- 2- Alcoholic beverages & Tobacco by 1.9%,
- 3- Housing (housing rental, water, electricity & LPG) by 1.4%,
- 4- Communications & House supplies, appliances & Maintenance & Misc. services and goods by 0.3%.

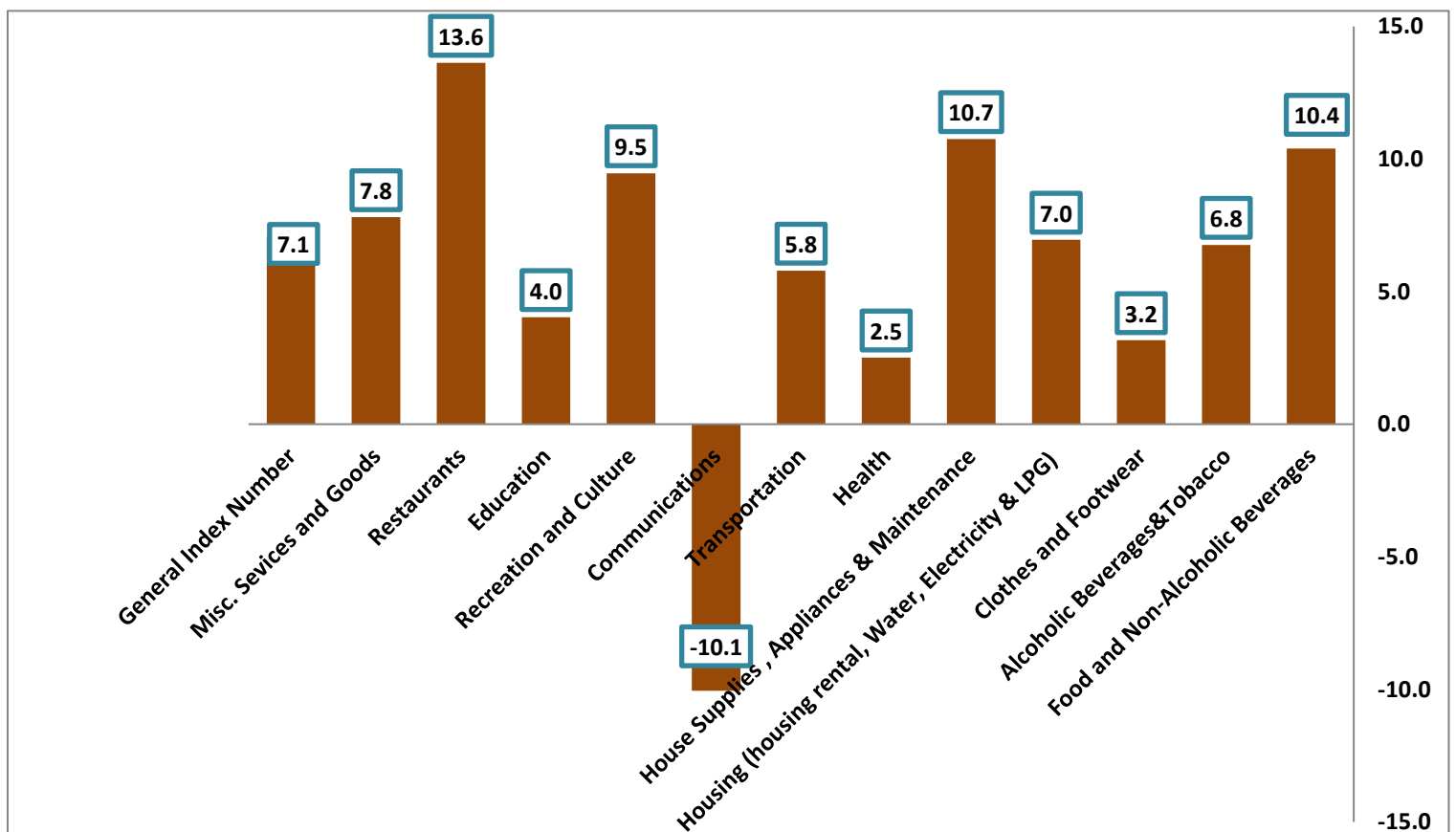


2-Annual inflation rate:

Consumer price index (CPI) recorded 115.36 in Kurdistan Region for Feb 2023, where it shows an annual increase of 7.1% compared to Feb 2022(107.7).

CPI annual increase is due to an increase in the prices of the following sections:

- 1- Restaurants by 13.6%,
- 2- House supplies , appliances & maintenance by 10.7%,
- 3- Food and non- alcoholic beverages by 10.4%,
- 4- Recreation and culture by 9.5%,
- 5- Misc. sevices and goods by 7.8%,
- 6- Housing (housing rental, water, electricity & LPG) by 7.0%,
- 7- Alcoholic beverages &tobacco by 6.8%,
- 8- Transportation by 5.8%,
- 9- Education by 4.0%,
- 10- Clothes & footwear by 3.2%,
- 11- Health by 2.5%.



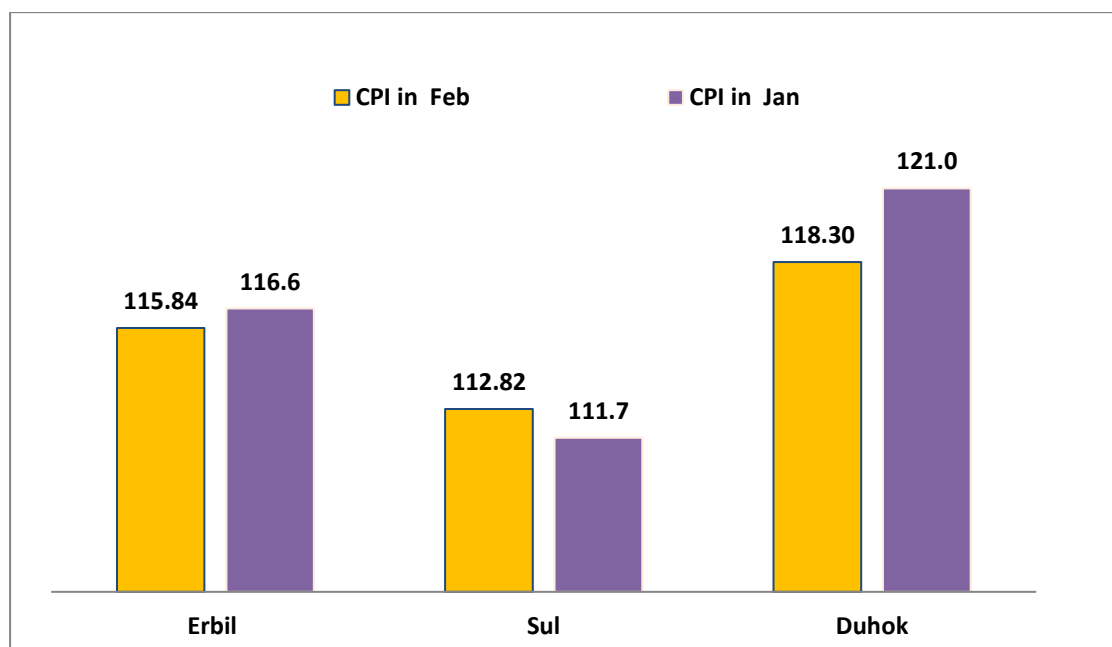
3-Inflation Rate compared to 2012 (2012=100%)

Consumer price index (CPI) recorded 115.36 in Kurdistan Region for Feb 2023, where it an increase by 15.4 % compared to the base year 2012.

4-Consumer price index in Kurdistan Region’s governorates:

Consumer price index in Kurdistan Region’s governorates for Feb 2023 compared to the previous month shows as below:

1. Erbil governorate (115.84) decrease by 0.6 %,
2. Sulaimani governorate (112.82) increase by 1.0%,
3. Duhok governorate (118.30) decrease by 2.3%.



Tables

CPI in Kurdistan Region Feb / 2023

#	Main and Sub Groups	Jan	Feb	Mar	April	May	June	July	August	sept	Oct	Nov	Dec	Average
1	Food and Non-Alcoholic Beverages	109.7	111.19											
11	Food	109.2	110.73											
111	Cereals and their products	110.4	110.57											
112	Meats	111.6	117.72											
113	Fish	93.2	93.76											
114	Yogurt, Cheese and Eggs	115.2	114.79											
115	Oils and Fats	114.5	114.54											
116	Fruits	106.3	102.82											
117	Vegetables	102.4	103.51											
118	Sugar and Sugar Products	108.1	108.17											
119	Other Food Products	132.7	132.11											
12	Non-Alcoholic Beverages	122.6	123.17											
2	Tobacco	146.8	144.02											
3	Clothes and Footwear	103.8	105.08											
31	Clothes	104.8	106.15											
311	Cloth 'Material	108.3	110.77											
312	Ready , Made Clothes	103.0	104.03											

Consumer Price Index (CPI) and Inflation Rate in Kurdistan Region, Feb / 2023

Continued

#	Main and Sub Groups	Jan	Feb	Mar	April	May	June	July	August	sept	Oct	Nov	Dec	Average
313	Other items of clothing and accessories	116.5	116.46											
314	Laundry	135.4	135.38											
32	Footwear	99.0	99.56											
4	Housing, Water, Electricity & LPG	108.2	106.68											
411	Rent	86.5	86.29											
412	House Maintenance and Services	91.4	90.56											
413	Electricity and Water Supply	245.7	228.77											
414	Fuels(Gasolen , kerosene and LPG)	147.5	147.94											
5	House Supplies , Appliances & Maintenance	110.4	110.06											
51	Furniture Equipments	100.3	100.62											
52	Home Appliances	118.7	117.81											
6	Health	125.3	127.02											
7	Transportation	127.8	124.37											
8	Communications	114.6	114.25											
9	Recreation and Culture	119.0	115.70											
10	Education	123.2	123.24											
11	Restaurants and Hutle	100.4	101.12											
12	Misc. Sevices and Goods	145.3	144.86											
0	General Index Number	116.02	115.36											

CPI in Erbil governorate Feb /2023

#	Main and Sub Groups	Jan	Feb	Mar	April	May	June	July	August	sept	Oct	Nov	Dec	Average
1	Food and Non-Alcoholic Beverages	113.6	113.3											
11	Food	113.3	113.1											
111	Cereals and their products	117.1	118.2											
112	Meats	114.9	112.4											
113	Fish	115.4	115.3											
114	Yogurt, Cheese and Eggs	110.6	112.7											
115	Oils and Fats	111.4	111.4											
116	Fruits	102.1	104.2											
117	Vegetables	101.3	101.1											
118	Sugar and Sugar Products	112.8	112.8											
119	Other Food Products	128.4	128.3											
12	Non-Alcoholic Beverages	122.0	122.1											
2	Tobacco	169.9	162.1											
3	Clothes and Footwear	107.4	108.4											
31	Clothes	106.8	108.1											
311	Cloth 'Material	100.1	103.1											
312	Ready , Made Clothes	108.8	109.4											

Consumer Price Index (CPI) and Inflation Rate in Kurdistan Region, Feb / 2023

Continued

code	Main and Sub Groups	Jan	Feb	Mar	April	May	June	July	August	sept	Oct	Nov	Dec	Average
313	Other items of clothing and accessories	119.9	119.9											
314	Laundry	167.0	167.0											
32	Footwear	110.7	110.7											
4	Housing, Water, Electricity & LPG	98.0	97.9											
411	Rent	79.7	79.7											
412	House Maintenance and Services	65.6	65.5											
413	Electricity and Water Supply	231.1	231.8											
414	Fuels(Gasolen , kerosene and LPG)	141.9	140.5											
5	House Supplies , Appliances & Maintenance	114.5	114.2											
51	Furniture Equipments	93.1	93.2											
52	Home Appliances	132.5	132.0											
6	Health	123.1	128.5											
7	Transportation	132.8	129.0											
8	Communications	114.2	113.2											
9	Recreation and Culture	109.3	106.5											
10	Education	150.5	150.5											
11	Restaurants and Hutle	101.3	102.8											
12	Misc. Sevices and Goods	153.1	152.4											
0	General Index Number	116.56	115.84											

CPI in Sulaimani governorate Feb /2023

#	Main and Sub Groups	Jan	Feb	Mar	April	May	June	July	August	sept	Oct	Nov	Dec	Average
1	Food and Non-Alcoholic Beverages	102.7	107.2											
11	Food	101.9	106.6											
111	Cereals and their products	99.3	99.4											
112	Meats	103.1	122.0											
113	Fish	60.1	60.3											
114	Yogurt, Cheese and Eggs	109.4	108.6											
115	Oils and Fats	115.4	115.4											
116	Fruits	106.9	103.5											
117	Vegetables	100.9	102.1											
118	Sugar and Sugar Products	104.6	104.6											
119	Other Food Products	132.4	131.0											
12	Non-Alcoholic Beverages	122.1	122.8											
2	Tobacco	116.0	116.0											
3	Clothes and Footwear	102.5	105.0											
31	Clothes	104.9	107.6											
311	Cloth ‘Material	114.5	117.6											
312	Ready , Made Clothes	100.6	103.1											

Consumer Price Index (CPI) and Inflation Rate in Kurdistan Region, Feb / 2023

Continued

code	Main and Sub Groups	Jan	Feb	Mar	April	May	June	July	August	sept	Oct	Nov	Dec	Average
313	Other items of clothing and accessories	110.1	110.1											
314	Laundry	130.3	130.3											
32	Footwear	91.0	92.5											
4	Housing, Water, Electricity & LPG	106.0	104.4											
411	Rent	82.9	81.8											
412	House Maintenance and Services	93.4	93.5											
413	Electricity and Water Supply	209.6	191.8											
414	Fuels(Gasolen , kerosene and LPG)	168.7	171.6											
5	House Supplies , Appliances & Maintenance	105.5	105.8											
51	Furniture Equipments	102.5	104.3											
52	Home Appliances	108.2	107.2											
6	Health	114.1	114.2											
7	Transportation	125.4	124.4											
8	Communications	116.4	116.4											
9	Recreation and Culture	132.5	128.6											
10	Education	126.7	126.7											
11	Restaurants and Hutle	97.5	109.6											
12	Misc. Sevices and Goods	130.7	131.7											
0	General Index Number	111.74	112.82											

CPI in Duhok governorate Feb /2023

#	Main and Sub Groups	Jan	Feb	Mar	April	May	June	July	August	sept	Oct	Nov	Dec	Average
1	Food and Non-Alcoholic Beverages	116.7	115.8											
11	Food	116.4	115.3											
111	Cereals and their products	116.1	115.2											
112	Meats	128.0	125.4											
113	Fish	124.5	125.4											
114	Yogurt, Cheese and Eggs	132.8	129.7											
115	Oils and Fats	120.3	119.8											
116	Fruits	106.1	99.3											
117	Vegetables	92.6	93.5											
118	Sugar and Sugar Products	109.9	110.1											
119	Other Food Products	113.7	113.7											
12	Non-Alcoholic Beverages	124.0	125.2											
2	Tobacco	168.6	168.6											
3	Clothes and Footwear	102.6	101.6											
31	Clothes	103.9	102.9											
311	Cloth Material	107.7	107.7											
312	Ready , Made Clothes	102.5	101.1											

Consumer Price Index (CPI) and Inflation Rate in Kurdistan Region, Feb / 2023

Continued

code	Main and Sub Groups	Jan	Feb	Mar	April	May	June	July	August	sept	Oct	Nov	Dec	Average
313	Other items of clothing and accessories	122.7	122.7											
314	Laundry	93.9	93.9											
32	Footwear	95.7	95.3											
4	Housing, Water, Electricity & LPG	120.3	117.8											
411	Rent	99.0	99.2											
412	House Maintenance and Services	127.0	123.4											
413	Electricity and Water Supply	248.7	224.5											
414	Fuels(Gasolen , kerosene and LPG)	121.6	121.9											
5	House Supplies , Appliances & Maintenance	112.9	111.7											
51	Furniture Equipments	102.2	100.6											
52	Home Appliances	121.3	120.5											
6	Health	149.1	149.2											
7	Transportation	123.4	116.0											
8	Communications	111.7	111.7											
9	Recreation and Culture	108.3	105.2											
10	Education	95.1	95.1											
11	Restaurants and Hutle	105.5	105.5											
12	Misc. Sevices and Goods	160.8	157.6											
0	General Index Number	121.04	118.30											

CPI monthly change in Kurdistan Region for the first six months / 2023

#	Main Groups	Dec 2022	Jan 2023	Monthly inflation rate%	Jan 2023	Feb 2023	Monthl yinflati on rate%	Feb 2023	Mar 2023	Monthl yinflati on rate%	Mar 2023	April 2023	Monthly inflation rate%	Apri 2023	May 2023	Monthly inflation rate%	May 2023	Jun 2023	Monthly inflation rate%
01	Food and Non-Alcoholic Beverages	107.9	109.71	1.7	109.7	111.2	1.4												
02	Alcoholic Beverages & Tobacco	130.6	146.81	12.4	146.8	144.0	-1.9												
03	Clothes and Footwear	103.7	103.85	0.1	103.8	105.1	1.2												
04	Housing (Rent, Water, Electricity & LPG)	105.4	108.23	2.7	108.2	106.7	-1.4												
05	House Supplies , Appliances & Maintenance	107.7	110.40	2.5	110.4	110.1	-0.3												
06	Health	123.8	125.28	1.2	125.3	127.0	1.4												
07	Transportation	125.9	127.84	1.5	127.8	124.4	-2.7												
08	Communications	113.8	114.60	0.7	114.6	114.2	-0.3												
09	Recreation and Culture	116.2	118.96	2.4	119.0	115.7	-2.7												
10	Education	123.2	123.24	0.0	123.2	123.2	0.0												
11	Restaurants	100.3	100.44	0.1	100.4	101.1	0.7												
12	Misc. Services and Goods	136.8	145.32	6.2	145.3	144.9	-0.3												
00	CPI in average	113.69	116.02	2.1	116.02	115.36	-0.6												

Consumer Price Index (CPI) and Inflation Rate in Kurdistan Region, Feb / 2023

CPI annual change in Kurdistan Region for the first six months / 2023

#	Main Groups	Jan 2022	Jan 2023	Annual inflation rate%	Feb 2022	Feb 2023	Annual inflation rate%	Mar 2022	Mar 2023	Annual inflation rate%	April 2022	April 2023	Annual inflation rate%	May 2022	May 2023	Annual inflation rate%	Jun 2022	Jun 2023	Annual inflation rate%
01	Food and Non-Alcoholic Beverages	100.7	109.71	9.0	100.7	111.2	10.4												
02	Alcoholic Beverages & Tobacco	134.9	146.81	8.8	134.9	144.0	6.8												
03	Clothes and Footwear	102.2	103.85	1.6	101.9	105.1	3.2												
04	Housing (Rent, Water, Electricity & LPG)	104.0	108.23	4.1	99.7	106.7	7.0												
05	House Supplies , Appliances & Maintenance	98.5	110.40	12.1	99.4	110.1	10.7												
06	Health	123.4	125.28	1.5	123.9	127.0	2.5												
07	Transportation	117.0	127.84	9.3	117.6	124.4	5.8												
08	Communications	126.4	114.60	-9.3	127.0	114.2	-10.1												
09	Recreation and Culture	104.9	118.96	13.5	105.7	115.7	9.5												
10	Education	118.5	123.24	4.0	118.5	123.2	4.0												
11	Restaurants	87.9	100.44	14.3	89.0	101.1	13.6												
12	Misc. Services and Goods	133.1	145.32	9.2	134.4	144.9	7.8												
00	CPI in average	108.12	116.02	7.3	107.7	115.36	7.1												

□

Ministry of planning/ Kurdistan Region Statistics Office

For more Information, please contact us on:

E-Mail: contact@krso.gov.krd

Web site: www.krso.gov.krd

Phone number: 07508963143

Facebook:<https://www.facebook.com/krso.krd>