




Kurdistan Region Government
Ministry of Planning
Kurdistan Region Statistics



Air Transportation Statistics Report at Kurdistan Region Airports 2022

Transportation and Communication Statistics Department

June 2023

Kurdistan Regional Government
Ministry of Planning
Kurdistan Region Statistics Office



Air Transportation Statistics Report at the Kurdistan Region Airports 2022

Transportation and Communication Statistics Department

June 2023

© September 2023, Kurdistan Region Statistics Office/ Ministry of planning

Suggested Citation:

Kurdistan Region Statistics Office, Erbil, Kurdistan region 2023, Transportation and Communication Statistics Department” *Air Transportation Statistics Report at Kurdistan Region Airports 2022*”

For more information please contact:

Email: contact@krso.gov.krd

Website: www.krso.gov.krd

Mobile: 07508963143

ID number: 100

Contents

List of Tables.....	i
List of Figures.....	iii
Introduction.....	1
Objectives.....	2
Data Collection	2
Concepts and definitions.....	2
The most relevant indicators.....	3

List of Tables

<i>Table 1: Air transportation's main indicators in the Kurdistan Region in 2021 & 2022</i>	5
<i>Table 2: Domestic flights at the airports in the Kurdistan Region in 2022</i>	6
<i>Table 3: International flights at the airports in the Kurdistan Region in 2022</i>	6
Table4 : Total number of domestic passengers transferred through Erbil International Airport by months in 2022.....	9
Table 5: Total number of domestic passengers transferred through Sulaymaniyah International Airport by months in 2022.....	10
Table 6: Total number of International passengers transferred through Erbil International Airport by months in 2022.....	11
Table7 : Total number of International passengers transferred through Sulaymaniyah International Airport by months in 2022.....	12
Table 8: Number of passengers transferred through Erbil International Airport by passenger transportation companies and months in 2022	13
Table 9: Number of passengers transferred through Sulaymaniyah International Airport by passenger transportation companies and months in 2022.....	14
Table 10: Total number of flights from / to Erbil International Airport by transportation companies and months in 2022.....	15
Table 11: Total number of flights from /to Sulaymaniyah International Airport by transportation companies and months in 2022.....	16
Table 12: Number of Iraqi Airline flights (domestic) from Erbil International Airport by Months in 2022.....	17
Table 13: Number of Iraqi Airline flights (International) from/to Erbil International Airport by months in 2022	18
Table 14: Number of Iraqi Airline flights (Domestic) from / to Sulaymaniyah International Airport by months in 2022.....	19

Table 15: Number of Iraqi Airline flights (International) from/ to Sulaymaniyah International Airport by months in 2022	20
Table 16: Number of domestic passengers transferred by Iraqi Airline from/ to Erbil International Airport in 2022	21
Table 17: Number of International passengers transferred by Iraqi Airline from/ to Erbil International Airport in 2022	22
Table 18: Number of domestic passengers transferred by Iraqi Airline from/ to Sulaymaniyah International Airport in 2022.....	23
Table 19: Number of International passengers transferred by Iraqi Airline from/to Sulaymaniyah International Airport in 2022.....	24
Table20 : Amount of goods (Tons) transferred from / to Erbil International Airport at the level of transportation companies and months in 2022	25
Table 21: Amount of goods (Tons) transferred from/ to Sulaymaniyah International Airport at the level of transportation companies and months in 2022	26
Table 22: Number of flights arrived at Erbil International Airport at the level of transportation companies and months in 2022.....	27
Table 23: Number of flights Departed from Erbil International Airport at the level of transportation companies and months in 2022.....	28
Table 24: Number of flights arrived at Sulaymaniyah International Airport at the level of transportation companies and months in 2022	30
Table 25: Number of flights departed from Sulaymaniyah International Airport at the level of transportation companies and months in 2022	31
Table 26: Number of arrived passengers at Erbil International Airport at the level of transportation companies and months in 2022.....	33
Table 27: Number of departed passengers from Erbil International Airport at the level of transportation companies and months in 2022	34
Table 28: Number of arrived passengers at Sulaymaniyah International Airport at the level of transportation companies and months in 2022	36
Table 29: Number of departed passengers from Sulaymaniyah International airport by transportation companies and months in 2022	37
Table 30: Total flights at Erbil International Airport at the level of transportation companies in 2022.....	39
Table31 : Air transportation activities at Sulaymaniyah International Airport at the level of transportation companies in 2022.....	40

List of Figures

Figure 1: Number of domestic and international flights at the Airports of the Kurdistan Region in 2022.....	3
Figure 2: Number of passengers (arrival, departure) transferred through the Airports in the Kurdistan region by types in 2022.....	4
<i>Figure3 : Amount of goods (loaded, unloaded) at the Airports in the Kurdistan Region in 2022</i>	<i>4</i>
<i>Figure 4: Number of Flights (domestics, International) at the airports in the Kurdistan Region in 2022</i>	<i>7</i>
Figure 5: Number of passengers transferred through Erbil International Airport (domestic & International) in 2022.....	7
<i>Figure6 : Number of passengers transferred through Sulaymaniyah International Airport (domestic & international) in 2022</i>	<i>8</i>
Figure 7: Number of flights from / to Erbil International Airport at the level of transportation companies in 2022.....	29
Figure 8: Number of flights to/ from Sulaymaniyah International Airport at the level of transportation companies in 2022.....	32
Figure 9: Number of passengers transferred from Erbil International Airport at the level of transportation companies and months in 2022	35
Figure10 : Number of passengers transferred from Sulaymaniyah International Airport at the level of transportation companies in 2022	38

Introduction

Today, air transportation is one of the most important modes of transportation because of reaching the destination faster than other modes of transportation. Air transport facilitates the transportation process of transporting large numbers of passengers and goods at the same time. Air transport promotes International relations and raises the level of communication. However, the contribution of air transport to GDP and its role in economic growth should not be underestimated.

Because of the importance of the air transportation and the role it plays in calculating GDP and economic growth, Kurdistan Region Statistics Office (KRSO) in coordination with the Ministry of Transportation / General Directorate of Planning, prepared the report of air transportation activities for the year 2022, which provides the indicators in this field such as the number of domestic flights, the number of International flights, the number of tourists , the number of flights by air line, volume of the cargo and other relevant indicators.

We would like to thank the Ministry of Communications and Transportation/General Directorate of Planning for their cooperation in preparing this report and we hope for further coordination with them.

Objectives

The purpose of this report is to provide statistical indicators such as the number of flights (arrivals, departures), the number of tourists (arrivals, departures), the number of different airlines, domestic flights, International flights, the amount of transported goods, and other indicators.

Data Collection

Kurdistan Region Statistics Office (KRSO) in coordination with Erbil and Sulaymaniyah International Airports administrations collected the data from these airports through the tables which have been already prepared by the department of Transportation and Communication Statistics in KRSO. Then, in KRSO, data was reviewed and key indicators were identified. After data validation, an appropriate and meaningful data to users were prepared and published in an annual report. This report contains data and information related to air transport activities in Erbil and Sulaymaniyah International Airports for 2022.

Concepts and definitions

Domestic flights: Referring to flights (arrival & departure) between the airports of a country. In this report refers, Domestic flights refer to the flights between airports of Baghdad, Erbil, Sulaymaniyah, Basra and Najaf.

International flights: Referring to flights (arrival & departure) among airports of countries. In this report we refer to the flights between Erbil and Sulaymaniyah airports in the Kurdistan Region and other countries.

Number of transferred tourists: Referring to the number of visitors (arriving & departure) transferred through the airports of the Kurdistan Region.

Number of flights arrived: Referring to the total number of flight landing at the airports of the Kurdistan Region of all airlines (Iraqi, Arab, and International).

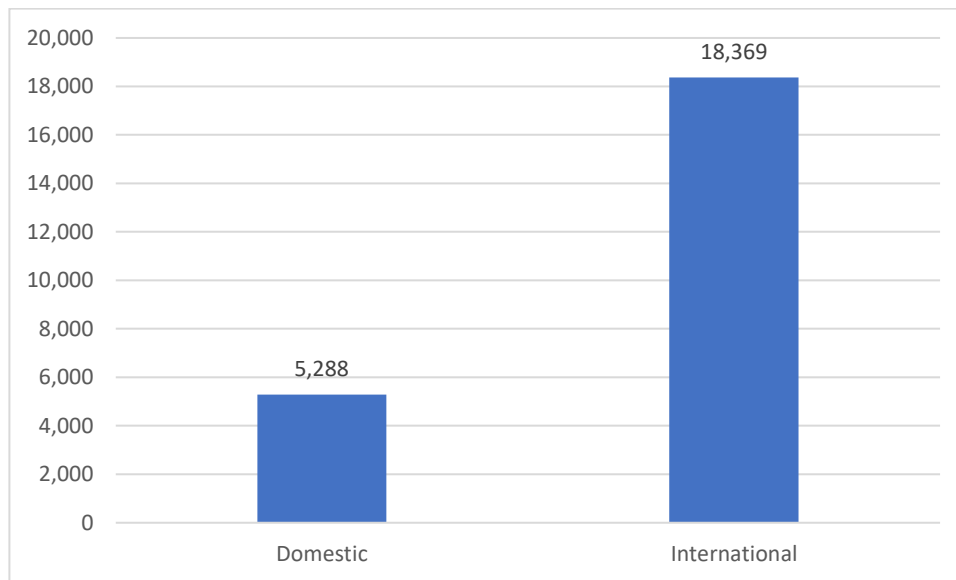
Number of flights departed: Referring to the total number of flights departing from airports in the Kurdistan Region, of all airlines (Iraqi, Arabic, & International).

Amount of goods transported: Referring to the total weight of goods transported (loaded & unloaded) at the airports in the Kurdistan Region.

The most relevant indicators

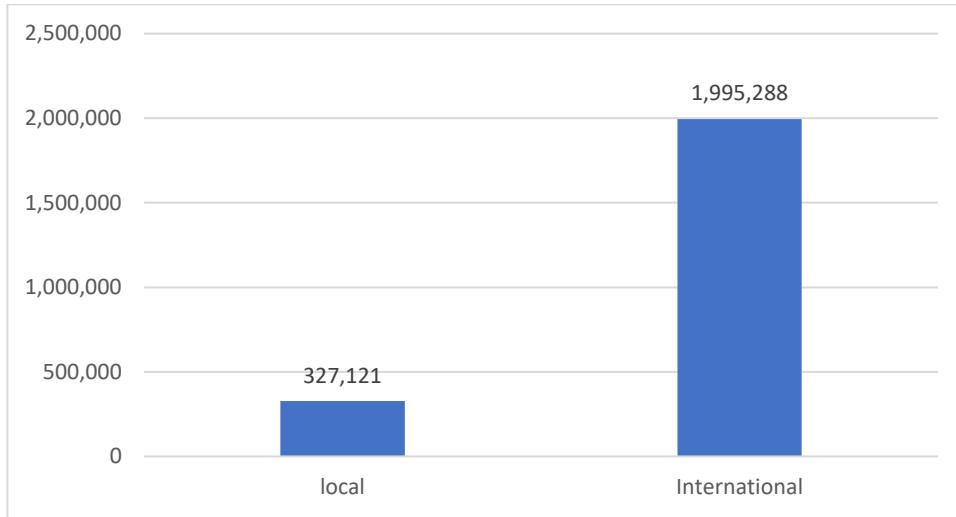
Number of flights: In 2022, the number of flights (Arrival, Departure) recorded 23,657 flights at the airports of the Kurdistan Region, of which 5,288 were domestic flights accounting for 22.4% and 18,369 were International flights accounting for 77.6%. At the level of governorates, 17,896 flights (3,767 domestic flights and 14,129 International flights) were in Erbil Airport and 5,761 flights in Sulaymaniyah Airport (1,521 domestic flights and 4,240 International flights).

Figure 1: Number of domestic and international flights at the Airports of the Kurdistan Region in 2022



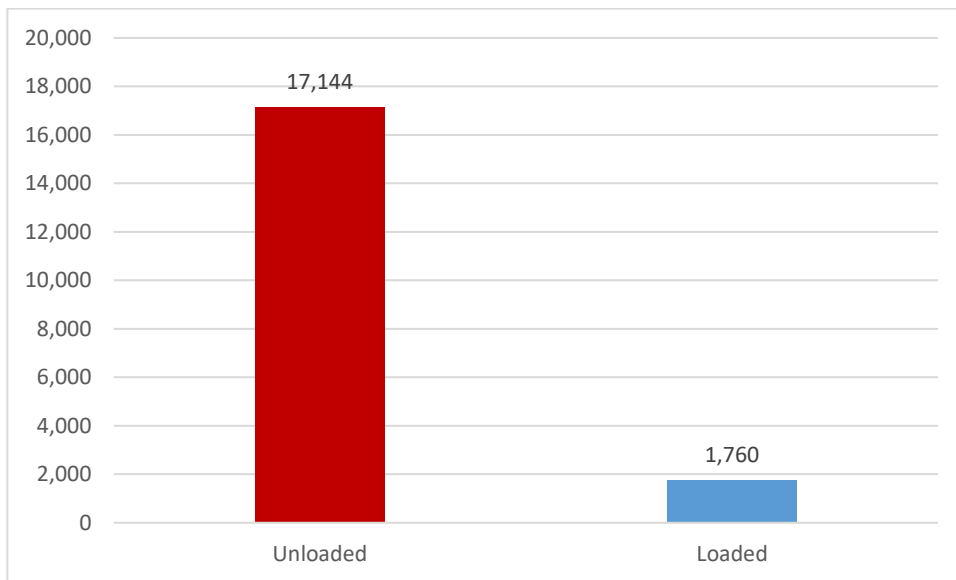
Number of transferred passengers: in 2022, the number of passengers transferred by different passenger transportation companies at the airports of Kurdistan region was 2,322,409 passengers, of which 327,121 were domestic passengers accounting for 14.1% and 1,995,288 were International passengers accounting for 85.9%.

Figure 2: Number of passengers (arrival, departure) transferred through the Airports in the Kurdistan region by types in 2022



Amount of transferred goods: in 2022, an amount of 18,904 tons of goods were shipped to and from the Airports of Erbil and Sulaymaniyah in the Kurdistan Region, 17,144 tons unloaded, and 1,760 tons loaded.

Figure 3: Amount of goods (loaded, unloaded) at the Airports in the Kurdistan Region in 2022



Air Transportation Statistics Report at the Kurdistan Region Airports 2022

Table 1: Air transportation's main indicators in the Kurdistan Region in 2021 & 2022

Indicators	Unit of measurement	2021	2022
Number of arrived passengers	passengers	754,563	1,171,498
Number of departed passengers	passengers	772,812	1,150,911
Total number of transferred passengers	tourist	1,527,375	2,322,409
Number of arrived flights	flight	9,127	11,829
Number of departed flights	flight	9,127	11,828
Total number of flights	flight	18,254	23,657
Amount of loaded goods	ton	21,139	17,144
Amount of unloaded goods	ton	1,738	1,760
Total amount of transferred goods	ton	22,877	18,904

Air Transportation Statistics Report at the Kurdistan Region Airports 2022

Table 2: Domestic flights at the airports in the Kurdistan Region in 2022

Airport	Number of flights	Flights		Passengers	
		Arrived	Departed	Arrived	Departed
Erbil International Airport	3,767	1,874	1,893	141,892	130,666
Sulaymaniyah International Airport	1,521	769	752	27,175	27,388
Total	5,288	2,643	2,645	169,067	158,054

Table 3: International flights at the airports in the Kurdistan Region in 2022

Airport	Number of flights	Flights		Passengers	
		Arrived	Departed	Arrived	Departed
Erbil International Airport	14,129	7,074	7,055	804,380	785,916
Sulaymaniyah International Airport	4,240	2,112	2,128	198,051	206,941
Total	18,369	9,186	9,183	1,002,431	992,857

Air Transportation Statistics Report at the Kurdistan Region Airports 2022

Figure 4: Number of Flights (domestics, International) at the airports in the Kurdistan Region in 2022

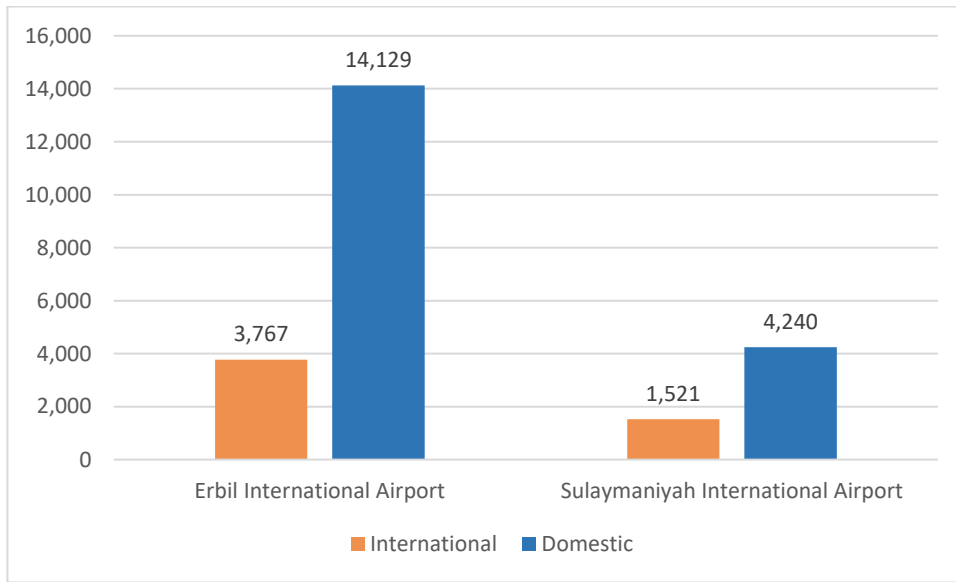


Figure 5: Number of passengers transferred through Erbil International Airport (domestic & International) in 2022

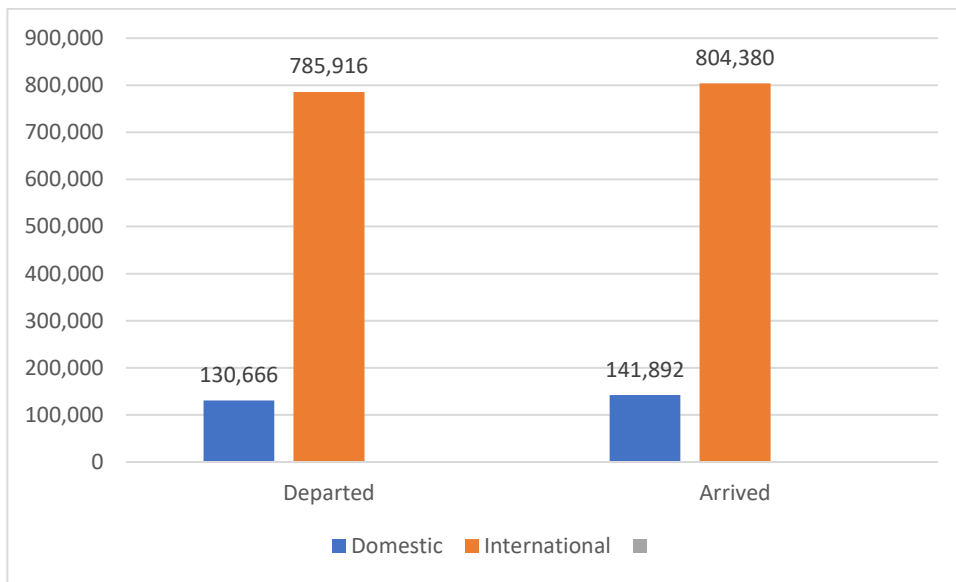
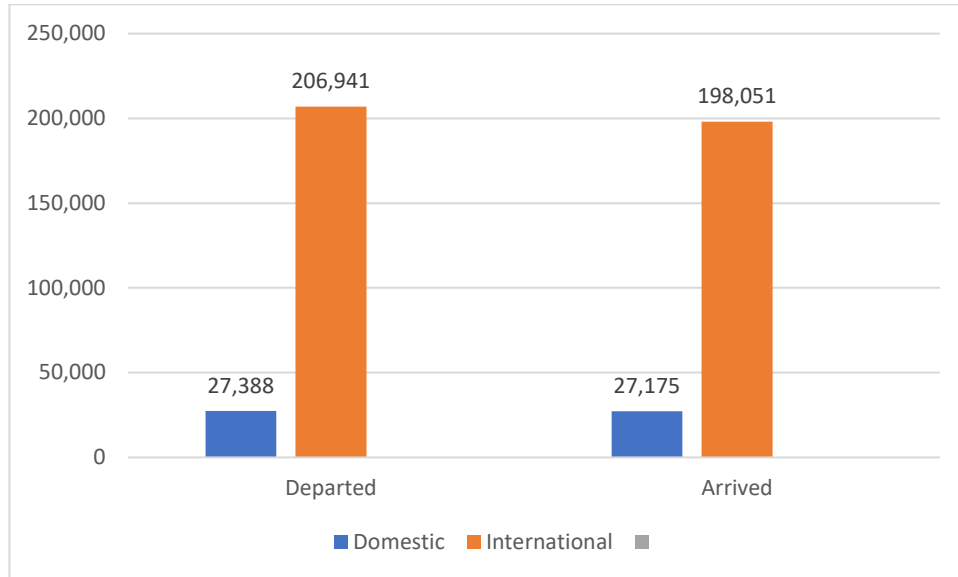


Figure 6 : Number of passengers transferred through Sulaymaniyah International Airport (domestic & international) in 2022



Air Transportation Statistics Report at the Kurdistan Region Airports 2022

Table 4 : Total number of domestic passengers transferred through Erbil International Airport by months in 2022

Month	Arrived	Departed
Jan	8,967	8,831
Feb	10,710	9,208
Mar	12,444	11,011
April	7,461	6,738
May	11,197	10,378
June	13,346	11,733
July	12,718	11,751
Aug	12,484	11,444
Sep	13,376	12,359
Oct	13,234	13,413
Nov	13,056	12,123
Dec	12,899	11,677
Total	141,892	130,666

Air Transportation Statistics Report at the Kurdistan Region Airports 2022

Table 5: Total number of domestic passengers transferred through Sulaymaniyah International Airport by months in 2022

Month	Arrived	Departed
Jan	1,643	1,876
Feb	2,135	2,177
Mar	2,636	2,717
April	1,483	1,305
May	2,531	2,526
June	2,610	2,561
July	2,301	2,208
Aug	2,395	2,296
Sep	2,666	2,854
Oct	2,474	2,616
Nov	2,142	2,188
Dec	2,159	2,064
Total	27,175	27,388

Air Transportation Statistics Report at the Kurdistan Region Airports 2022

Table 6: Total number of International passengers transferred through Erbil International Airport by months in 2022

Month	Arrived	Departed
Jan	50,300	45,642
Feb	47,333	44,773
Mar	75,339	66,554
April	52,784	69,980
May	79,923	64,111
June	65,173	62,018
July	85,631	74,734
Aug	77,731	92,709
Sep	80,653	78,965
Oct	71,817	66,493
Nov	57,631	59,797
Dec	60,065	60,140
Total	804,380	785,916

Air Transportation Statistics Report at the Kurdistan Region Airports 2022

Table 7 : Total number of International passengers transferred through Sulaymaniyah International Airport by months in 2022

Month	Arrived	Departed
Jan	10,558	12,202
Feb	11,784	11,939
Mar	21,335	18,277
April	15,344	19,015
May	18,258	16,963
June	16,672	15,358
July	23,751	20,073
Aug	18,738	25,867
Sep	20,850	21,669
Oct	14,687	14,885
Nov	12,334	14,174
Dec	13,740	16,519
Total	198,051	206,941

Air Transportation Statistics Report at the Kurdistan Region Airports 2022

Table 8: Number of passengers transferred through Erbil International Airport by passenger transportation companies and months in 2022

Month	Iraqi Airline		Arab Airline		Foreign Airline		Total	
	Arrived	Departed	Arrived	Departed	Arrived	Departed	Arrived	Departed
Jan	12,671	12,273	27,025	22,880	19,571	19,320	59,267	54,473
Feb	14,314	14,434	25,975	22,716	17,754	16,831	58,043	53,981
Mar	21,644	19,407	40,477	34,034	25,662	24,124	87,783	77,565
April	11,296	22,327	25,448	32,750	23,501	21,641	60,245	76,718
May	28,023	15,544	35,882	27,130	27,215	31,815	91,120	74,489
June	16,125	15,251	30,850	27,543	31,544	30,957	78,519	73,751
July	17,253	14,130	41,815	36,507	39,281	35,848	98,349	86,485
Aug	16,321	20,150	41,302	45,900	32,592	38,103	90,215	104,153
Sep	19,434	17,282	41,339	39,742	33,256	34,300	94,029	91,324
Oct	16,647	16,370	39,411	35,921	28,993	27,615	85,051	79,906
Nov	16,471	15,798	31,756	31,367	22,460	24,755	70,687	71,920
Dec	15,836	14,876	32,959	33,450	24,169	23,491	72,964	71,817
Total	206,035	197,842	414,239	389,940	325,998	328,800	946,272	916,582

Air Transportation Statistics Report at the Kurdistan Region Airports 2022

Table 9: Number of passengers transferred through Sulaymaniyah International Airport by passenger transportation companies and months in 2022

Month	Iraqi Airline		Arab Airline		Foreign Airline		Total	
	Arrived	Departed	Arrived	Departed	Arrived	Departed	Arrived	Departed
Jan	4,731	5,145	3,690	3,919	3,780	5,014	12,201	14,078
Feb	4,903	5,288	4,559	4,581	4,457	4,247	13,919	14,116
Mar	7,364	7,330	9,617	7,989	6,990	5,675	23,971	20,994
April	4,734	6,310	5,869	7,621	6,224	6,389	16,827	20,320
May	6,792	6,685	6,275	4,164	7,722	8,640	20,789	19,489
June	5,666	5,581	4,288	3,656	9,328	8,682	19,282	17,919
July	6,605	4,666	5,785	4,629	13,662	12,986	26,052	22,281
Aug	5,061	6,065	4,718	8,155	11,354	13,943	21,133	28,163
Sep	6,671	6,720	6,867	6,951	9,978	10,852	23,516	24,523
Oct	5,153	5,294	5,421	5,695	6,587	6,512	17,161	17,501
Nov	4,762	5,169	5,264	6,148	4,450	5,045	14,476	16,362
Dec	5,248	6,121	5,674	6,939	4,977	5,523	15,899	18,583
Total	67,690	70,374	68,027	70,447	89,509	93,508	225,226	234,329

Air Transportation Statistics Report at the Kurdistan Region Airports 2022

Table 10: Total number of flights from / to Erbil International Airport by transportation companies and months in 2022

Month	Iraqi Airline		Arab Airline		Foreign Airline		Total	
	Arrived	Departed	Arrived	Departed	Arrived	Departed	Arrived	Departed
Jan	189	189	311	311	166	166	666	666
Feb	167	167	270	270	159	159	596	596
Mar	242	242	375	375	190	190	807	807
April	226	226	327	327	178	178	731	731
May	267	267	329	329	221	221	817	817
June	181	181	289	289	206	206	676	676
July	198	198	355	355	234	234	787	787
Aug	213	213	377	377	224	224	814	814
Sep	235	235	351	351	229	229	815	815
Oct	226	226	369	369	210	209	805	804
Nov	210	210	324	324	180	181	714	715
Dec	208	208	339	339	173	173	720	720
Total	2,562	2,562	4,016	4,016	2,370	2,370	8,948	8,948

Air Transportation Statistics Report at the Kurdistan Region Airports 2022

Table 11: Total number of flights from /to Sulaymaniyah International Airport by transportation companies and months in 2022

Month	Iraqi Airline		Arab Airline		Foreign Airline		Total	
	Departed	Arrived	Departed	Departed	Arrived	Departed	Arrived	Departed
Jan	114	114	56	56	44	44	214	214
Feb	92	92	64	64	47	47	203	203
Mar	123	123	96	95	54	55	273	273
April	124	123	95	95	55	55	274	273
May	124	123	75	76	58	57	257	256
June	119	121	59	59	63	64	241	244
July	109	109	74	74	87	86	270	269
Aug	98	98	72	72	88	88	258	258
Sep	105	105	75	75	72	72	252	252
Oct	108	107	71	71	53	54	232	232
Nov	92	93	63	63	40	40	195	196
Dec	105	104	68	67	39	39	212	210
Total	1,313	1,312	868	867	700	701	2,881	2,880

Air Transportation Statistics Report at the Kurdistan Region Airports 2022

Table 12: Number of Iraqi Airline flights (domestic) from Erbil International Airport by Months in 2022

Month	Iraqi Airline		Total
	Arrived	Departed	
Jan	128	130	258
Feb	118	109	227
Mar	149	150	299
April	129	107	236
May	130	153	283
June	130	131	261
July	139	138	277
Aug	142	128	270
Sep	150	158	308
Oct	155	155	310
Nov	149	143	292
Dec	147	153	300
Total	1,666	1,655	3,321

Air Transportation Statistics Report at the Kurdistan Region Airports 2022

Table 13: Number of Iraqi Airline flights (International) from/to Erbil International Airport by months in 2022

Month	Iraqi Airline		Total
	Arrived	Departed	
Jan	61	59	120
Feb	49	58	107
Mar	93	92	185
April	97	119	216
May	137	114	251
June	51	50	101
July	59	60	119
Aug	71	85	156
Sep	85	77	162
Oct	71	71	142
Nov	61	67	128
Dec	61	55	116
Total	896	907	1,803

Table 14: Number of Iraqi Airline flights (Domestic) from / to Sulaymaniyah International Airport by months in 2022

Month	Iraqi Airline		Total
	Arrived	Departed	
Jan	68	67	135
Feb	52	50	102
Mar	71	71	142
April	65	57	122
May	68	67	135
June	71	74	145
July	60	63	123
Aug	56	51	107
Sep	58	60	118
Oct	64	64	128
Nov	52	51	103
Dec	60	59	119
Total	745	734	1,479

Air Transportation Statistics Report at the Kurdistan Region Airports 2022

Table 15: Number of Iraqi Airline flights (International) from/ to Sulaymaniyah International Airport by months in 2022

Month	Iraqi Airline		Total
	Arrived	Departed	
Jan	46	47	93
Feb	40	42	82
Mar	52	52	104
April	59	66	125
May	56	56	112
June	48	47	95
July	49	46	95
Aug	42	47	89
Sep	47	45	92
Oct	44	43	87
Nov	40	42	82
Dec	45	45	90
Total	568	578	1,146

Air Transportation Statistics Report at the Kurdistan Region Airports 2022

Table 16: Number of domestic passengers transferred by Iraqi Airline from/ to Erbil International Airport in 2022

Month	Iraqi Airline		Total
	Arrived	Departed	
Jan	8,327	8,183	16,510
Feb	9,996	8,650	18,646
Mar	11,679	10,526	22,205
April	7,165	6,198	13,363
May	10,974	9,856	20,830
June	12,985	11,482	24,467
July	11,518	10,837	22,355
Aug	10,987	9,938	20,925
Sep	11,853	11,035	22,888
Oct	12,364	11,994	24,358
Nov	12,307	10,995	23,302
Dec	12,039	11,139	23,178
Total	132,194	120,833	253,027

Air Transportation Statistics Report at the Kurdistan Region Airports 2022

Table 17: Number of International passengers transferred by Iraqi Airline from/ to Erbil International Airport in 2022

Month	Iraqi Airline		Total
	Arrived	Departed	
Jan	4,344	4,090	8,434
Feb	4,318	5,784	10,102
Mar	9,965	8,881	18,846
April	4,131	16,129	20,260
May	17,049	5,688	22,737
June	3,140	3,769	6,909
July	5,735	3,293	9,028
Aug	5,334	10,212	15,546
Sep	7,581	6,247	13,828
Oct	4,283	4,376	8,659
Nov	4,164	4,803	8,967
Dec	3,797	3,737	7,534
Total	73,841	77,009	150,850

Table 18: Number of domestic passengers transferred by Iraqi Airline from/ to Sulaymaniyah International Airport in 2022

Month	Iraqi Airline		Total
	Arrived	Departed	
Jan	1,643	1,876	3,519
Feb	2,135	2,177	4,312
Mar	2,636	2,717	5,353
April	1,483	1,305	2,788
May	2,531	2,526	5,057
June	2,610	2,561	5,171
July	2,301	2,208	4,509
Aug	2,395	2,296	4,691
Sep	2,666	2,854	5,520
Oct	2,474	2,616	5,090
Nov	2,142	2,188	4,330
Dec	2,159	2,064	4,223
Total	27,175	27,388	54,563

Air Transportation Statistics Report at the Kurdistan Region Airports 2022

Table 19: Number of International passengers transferred by Iraqi Airline from/to Sulaymaniyah International Airport in 2022

Month	Iraqi Airline		Total
	Arrived	Departed	
Jan	3,088	3,269	6,357
Feb	2,768	3,111	5,879
Mar	4,728	4,613	9,341
April	3,251	5,005	8,256
May	4,261	4,159	8,420
June	3,056	3,020	6,076
July	4,304	2,458	6,762
Aug	2,666	3,769	6,435
Sep	4,005	3,866	7,871
Oct	2,679	2,678	5,357
Nov	2,620	2,981	5,601
Dec	3,089	4,057	7,146
Total	40,515	42,986	83,501

Air Transportation Statistics Report at the Kurdistan Region Airports 2022

Table20 : Amount of goods (Tons) transferred from / to Erbil International Airport at the level of transportation companies and months in 2022

Month	Iraqi, Arab, and Foreign Airlines	
	Unloaded	Loaded
Jan	1,269	113
Feb	1,081	84
Mar	1,309	88
April	1,251	120
May	1,197	166
June	1,292	106
July	1,067	84
Aug	1,416	141
Sep	1,253	109
Oct	1,445	121
Nov	1,276	107
Dec	1,405	66
Total	15,261	1,305

Table 21: Amount of goods (Tons) transferred from/ to Sulaymaniyah International Airport at the level of transportation companies and months in 2022

Month	Iraqi, Arab, and Foreign Airlines	
	Unloaded	Loaded
Jan	167	15
Feb	190	29
Mar	193	61
April	115	81
May	115	60
June	181	57
July	188	26
Aug	198	20
Sep	133	18
Oct	127	31
Nov	168	34
Dec	108	23
Total	1,883	455

Air Transportation Statistics Report at the Kurdistan Region Airports 2022

Table 22: Number of flights arrived at Erbil International Airport at the level of transportation companies and months in 2022

Airline Month	Arrived																			Total	
	Fly Baghdad	Turkish Airlines	Pegasus Airlines	Qatar Airways	UR Airlines	Royal Jordanian	Fly Dubai	Cham Wing Airline	Arab airline	EgyptAirline	Austrian Airlines	Middle East Airlines	Mahan Air	Lufthansa	Eurowings Airlines	SunExpress Airline	Tailwind Airline	Pouya Air	high Airline		Gulf air
Jan	70	67	62	58	45	38	35	23	19	10	8	13	13	6	2	2	6	/	/	/	666
Feb	65	73	55	51	21	37	37	21	16	10	4	12	12	7	6	/	2	/	/	/	596
Mar	102	82	69	62	40	41	50	24	25	17	7	14	13	6	8	1	4	/	/	/	807
April	104	73	51	51	29	41	41	16	16	16	14	13	13	8	9	10	/	/	/	/	731
May	92	79	79	62	34	43	31	19	17	18	17	13	14	9	9	9	5	/	/	/	817
June	42	79	76	60	45	44	30	19	17	17	16	15	13	8	5	9	/	/	/	/	676
July	74	82	80	56	78	37	31	24	19	18	26	18	19	9	9	9	/	/	/	/	787
Aug	100	79	79	60	74	27	31	29	21	18	25	17	16	7	9	9	/	/	/	/	814
Sep	99	86	78	60	50	35	30	25	22	16	23	14	17	6	8	8	/	3	/	/	815
Oct	120	67	80	62	41	36	31	28	22	15	15	14	17	7	9	12	/	2	1	/	805
Nov	109	81	64	60	24	23	30	24	21	15	11	17	13	7	4	/	/	/	/	1	714
Dec	113	69	69	56	38	28	31	19	24	13	12	17	12	5	6	/	/	/	/	/	720
Total	1,090	917	842	698	519	430	408	271	239	183	178	177	172	85	84	69	17	5	1	1	8,948

Air Transportation Statistics Report at the Kurdistan Region Airports 2022

Table 23: Number of flights Departed from Erbil International Airport at the level of transportation companies and months in 2022

Airline Month	Departed																				Total	
	Iraqi	Fly Baghdad	Turkish Airlines	Pegasus Airlines	Qatar Airways	UR Airlines	Royal Jordanian	Fly Dubai	Cham Wing Airline	Arab airline	EgyptAirline	Austrian Airlines	Middle East Airlines	Mahan Air	Lufthansa	Eurowings Airlines	SunExpress Airline	Tailwind Airline	Pouya Air	high Airline		Gulf air
Jan	189	70	67	62	58	45	38	35	23	19	10	8	13	13	6	2	2	6	/	/	/	666
Feb	167	65	73	55	51	21	37	37	21	16	10	4	12	12	7	6	/	2	/	/	/	596
Mar	242	102	82	69	62	40	41	50	24	25	17	7	14	13	6	8	1	4	/	/	/	807
April	226	104	73	51	51	29	41	41	16	16	16	14	13	13	8	9	10	/	/	/	/	731
May	267	92	79	79	62	34	43	31	19	17	18	17	13	14	9	9	9	5	/	/	/	817
June	181	42	79	76	60	45	44	30	19	17	17	16	15	13	8	5	9	/	/	/	/	676
July	198	74	82	80	56	78	37	31	24	19	18	26	18	19	9	9	9	/	/	/	/	787
Aug	213	100	79	79	60	74	27	31	29	21	18	25	17	16	7	9	9	/	/	/	/	814
Sep	235	99	86	78	60	50	35	30	25	22	16	23	14	17	6	8	8	/	3	/	/	815
Oct	226	120	66	80	62	41	36	31	28	22	15	15	14	17	7	9	12	/	2	1	/	804
Nov	210	109	82	64	60	24	23	30	24	21	15	11	17	13	7	4	/	/	/	/	1	715
Dec	208	113	69	69	56	38	28	31	19	24	13	12	17	12	5	6	/	/	/	/	/	720
Total	2,562	1,090	917	842	698	519	430	408	271	239	183	178	177	172	85	84	69	17	5	1	1	8,948

Figure 7: Number of flights from / to Erbil International Airport at the level of transportation companies in 2022

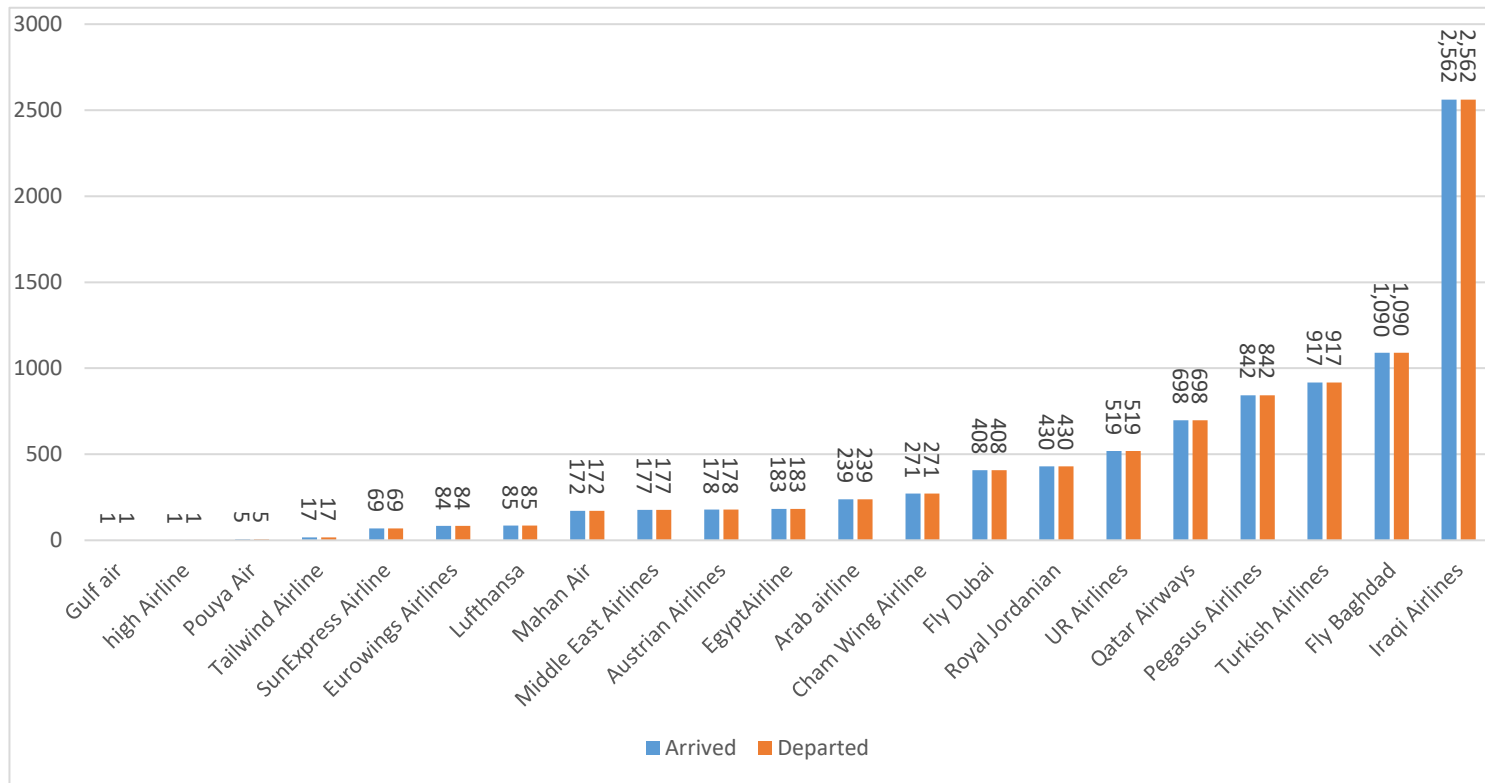


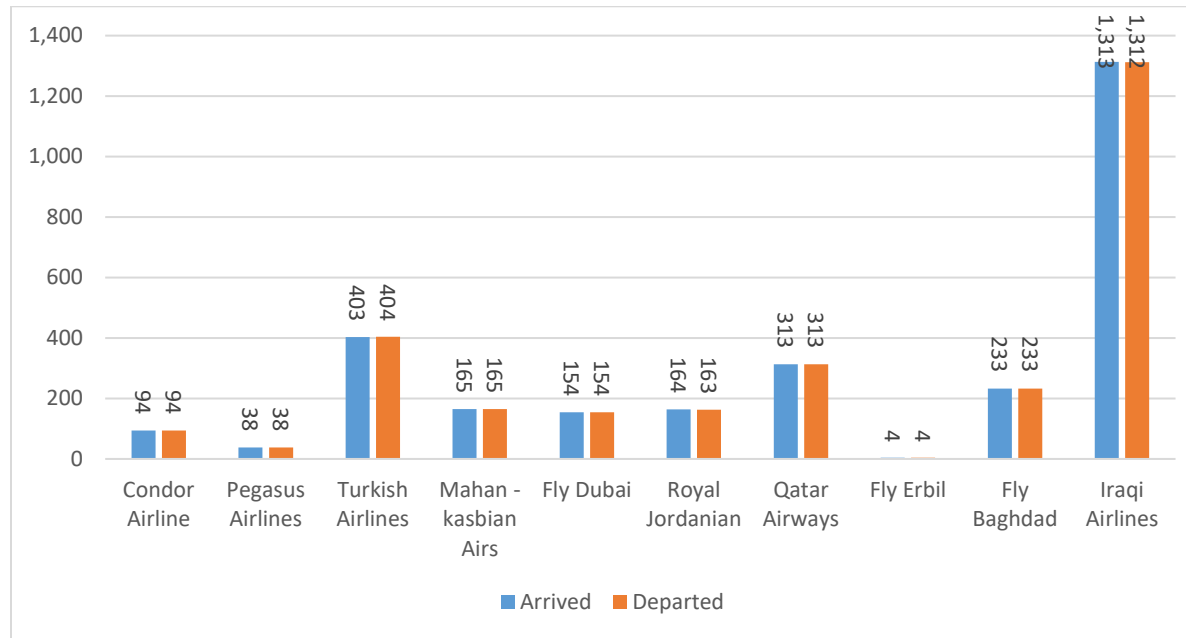
Table 24: Number of flights arrived at Sulaymaniyah International Airport at the level of transportation companies and months in 2022

		Arrived									
Airline Month	Iraqi	Fly Baghdad	Fly Erbil	Qatar Airways	Royal Jordanian	Fly Dubai	Mahan - Kasbian	Turkish Airlines	Pegasus Airlines	Condor	Total
Jan	114	9	/	21	14	12	12	26	/	6	214
Feb	92	17	2	22	11	12	15	28	/	4	203
Mar	123	31	/	31	20	14	21	29	/	4	273
April	124	38	1	27	17	12	13	30	1	11	274
May	124	14	/	31	16	14	13	31	1	13	257
June	119	1	/	30	15	13	13	38	1	11	241
July	109	13	/	31	17	13	14	50	13	10	270
Aug	98	23	/	22	15	12	13	48	13	14	258
Sep	105	26	/	22	14	13	13	40	9	10	252
Oct	108	18	/	31	9	13	13	36	/	4	232
Nov	92	20	/	23	7	13	12	25	/	3	195
Dec	105	23	1	22	9	13	13	22	/	4	212
Total	1,313	233	4	313	164	154	165	403	38	94	2,881

Table 25: Number of flights departed from Sulaymaniyah International Airport at the level of transportation companies and months in 2022

Month \ Airline	Departed										Total
	Iraqi	Fly Baghdad	Fly Erbil	Qatar Airways	Royal Jordanian	Fly Dubai	Mahan - Kasbian	Turkish Airlines	Pegasus Airlines	Condor	
Jan	114	9	/	21	14	12	12	26	/	6	214
Feb	92	17	2	22	11	12	15	28	/	4	203
Mar	123	31	/	31	19	14	21	30	/	4	273
April	123	38	1	27	17	12	13	30	1	11	273
May	123	14	/	31	17	14	13	30	1	13	256
June	121	1	/	30	15	13	13	39	1	11	244
July	109	13	/	31	17	13	14	49	13	10	269
Aug	98	23	/	22	15	12	13	48	13	14	258
Sep	105	26	/	22	14	13	13	41	8	10	252
Oct	107	18	/	31	9	13	13	36	1	4	232
Nov	93	20	/	23	7	13	12	25	/	3	196
Dec	104	23	1	22	8	13	13	22	/	4	210
Total	1,312	233	4	313	163	154	165	404	38	94	2,880

Figure 8: Number of flights to/ from Sulaymaniyah International Airport at the level of transportation companies in 2022



Air Transportation Statistics Report at the Kurdistan Region Airports 2022

Table 26: Number of arrived passengers at Erbil International Airport at the level of transportation companies and months in 2022

Airline Month	Arrived																				Total	
	Iraqi	Turkish Airlines	Pegasus Airlines	Fly Baghdad	UR Airlines	Qatar Airways	Fly Dubai	Cham Wing Airline	Royal Jordanian	Arab airline	Austrian Airlines	Mahan Air	Middle East Airlines	EgyptAirline	Eurowings Airlines	SunExpress Airline	Lufthansa	Tailwind Airline	Pouya Air	Gulf air		high Airline
Jan	12,671	8,105	8,436	6,887	3,850	3,148	3,794	2,679	2,294	2,557	320	1,521	1,155	661	115	80	320	674	/	/	/	59,267
Feb	14,314	7,594	7,563	7,570	2,630	2,996	3,635	2,715	2,190	2,354	194	1,178	1,144	741	466		542	217	/	/	/	58,043
Mar	21,644	10,557	11,186	11,766	5,787	5,062	5,287	3,121	3,140	3,700	622	1,203	1,325	1,289	805	76	625	588	/	/	/	87,783
April	11,296	10,424	7,894	5,274	4,739	3,736	2,884	2,043	2,989	1,769	1,510	905	965	1,049	1,189	633	946	/	/	/	/	60,245
May	28,023	10,675	9,425	12,628	4,127	4,135	3,543	2,589	4,170	2,250	1,911	1,727	1,246	1,194	939	954	1,021	563	/	/	/	91,120
June	16,125	12,547	12,197	4,496	6,294	4,845	3,113	2,472	4,112	2,700	2,107	1,609	1,467	1,351	767	1,425	892	/	/	/	/	78,519
July	17,253	13,764	15,513	9,096	11,005	5,032	3,792	3,325	3,508	2,520	3,587	2,253	1,937	1,600	1,483	1,652	1,029	/	/	/	/	98,349
Aug	16,321	11,673	12,517	11,625	8,804	3,617	3,370	4,087	3,160	3,143	3,096	1,745	2,011	1,485	1,138	1,642	781	/	/	/	/	90,215
Sep	19,434	13,274	12,450	13,573	7,156	3,899	3,494	3,524	3,290	3,301	2,443	2,007	1,761	1,341	924	1,487	641	/	30	/	/	94,029
Oct	16,647	10,631	11,866	14,179	6,242	3,453	3,652	3,774	2,464	2,910	2,100	1,255	1,364	1,373	1,216	1,098	827	/	/	/	/	85,051
Nov	16,471	10,077	8,592	11,923	2,670	3,182	3,575	3,211	1,881	2,850	1,073	1,576	1,500	964	373	/	769	/	/	/	/	70,687
Dec	15,836	9,362	10,330	10,838	5,050	3,488	3,513	2,582	2,228	2,992	1,736	1,319	1,321	947	975	/	447	/	/	/	/	72,964
Total	206,035	128,683	127,969	119,855	68,354	46,593	43,652	36,122	35,426	33,046	20,699	18,298	17,196	13,995	10,390	9,047	8,840	2,042	30	/	/	946,272

Air Transportation Statistics Report at the Kurdistan Region Airports 2022

Table 27: Number of departed passengers from Erbil International Airport at the level of transportation companies and months in 2022

Month \ Airline	Departed																			Total		
	Iraqi	Pegasus Airlines	Turkish Airlines	Fly Baghdad	UR Airlines	Qatar Airways	Fly Dubai	Royal Jordanian	Arab airline	Austrian Airlines	Cham Wing Airline	Mahan Air	Middle East Airlines	EgyptAirline	Eurowings Airlines	SunExpress Airline	Lufthansa	Tailwind Airline	Pouya Air		Gulf air	high Airline
Jan	12,273	8,106	7,380	5,573	4,225	2,819	3,215	2,027	2,395	870	1,236	1,461	765	625	293	129	509	572	/	/	/	54,473
Feb	14,434	7,022	7,548	6,821	1,956	2,635	3,686	2,214	2,429	111	1,213	1,271	1,106	656	311		295	273	/	/	/	53,981
Mar	19,407	10,703	10,042	10,030	4,123	4,117	4,733	3,294	3,415	376	1,799	1,218	1,337	1,186	630	90	461	604	/	/	/	77,565
April	22,327	7,198	9,505	13,325	4,218	3,663	2,474	3,653	1,434	1,259	1,767	1,103	1,098	1,118	996	911	669	/	/	/	/	76,718
May	15,544	11,881	12,266	3,359	4,920	5,023	3,750	4,014	2,643	1,666	1,186	1,758	1,131	1,104	1,392	1,179	855	818	/	/	/	74,489
June	15,251	13,078	11,494	3,344	5,111	4,236	3,280	4,096	2,607	1,503	1,740	1,772	1,801	1,328	788	1,604	718	/	/	/	/	73,751
July	14,130	14,000	12,577	7,612	9,325	4,257	2,981	3,486	2,719	2,934	2,729	2,674	1,857	1,541	1,207	1,704	752	/	/	/	/	86,485
Aug	20,150	15,052	13,009	12,742	11,198	5,715	3,719	3,382	3,366	4,048	2,418	1,810	1,678	1,682	1,574	1,701	909	/	/	/	/	104,153
Sep	17,282	12,835	13,167	12,335	7,242	4,261	3,656	3,589	3,293	3,211	2,479	1,725	1,330	1,557	1,162	1,454	720	/	26	/	/	91,324
Oct	16,370	10,993	9,876	12,416	5,730	4,196	3,732	2,767	3,074	2,076	1,475	1,279	1,247	1,284	1,431	1,308	643	/	9	/	/	79,906
Nov	15,798	9,166	11,339	10,345	3,425	4,736	3,701	2,245	2,927	1,416	1,173	1,416	1,502	1,313	641	/	777	/	/	/	/	71,920
Dec	14,876	9,874	10,018	10,973	4,064	3,756	4,195	2,771	3,734	1,092	1,157	1,387	1,740	1,060	817	/	303	/	/	/	/	71,817
Total	197,842	129,908	128,221	108,875	65,537	49,414	43,122	37,538	34,036	20,562	20,372	18,874	16,592	14,454	11,242	10,080	7,611	2,267	35	/	/	916,582

Figure 9: Number of passengers transferred from Erbil International Airport at the level of transportation companies and months in 2022

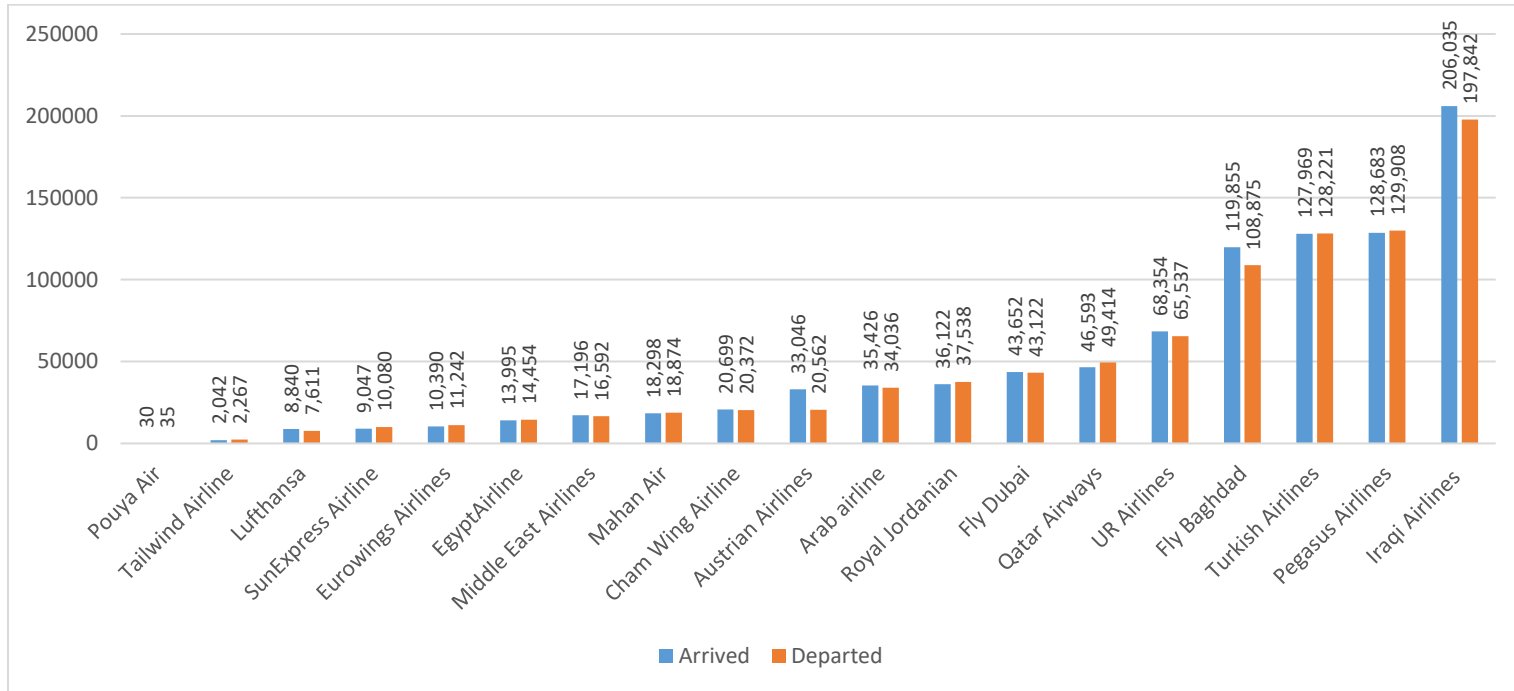


Table 28: Number of arrived passengers at Sulaymaniyah International Airport at the level of transportation companies and months in 2022

		Arrived									
Month \ Airline	Iraqi	Fly Baghdad	Fly Erbil	Qatar Airways	Royal Jordanian	Fly Dubai	Mahan - Kasbian	Turkish Airlines	Pegasus Airlines	Condor	Total
Jan	4,731	1,216	/	936	599	939	959	2,470	/	351	12,201
Feb	4,903	1,921	140	1,284	426	788	1,050	2,952	/	455	13,919
Mar	7,364	5,086	/	2,269	1,035	1,227	1,710	4,518	/	762	23,971
April	4,734	2,934	186	1,382	874	493	987	3,898	49	1,290	16,827
May	6,792	2,250	/	1,887	1,102	1,036	1,890	4,228	191	1,413	20,789
June	5,666	200	/	2,089	1,259	740	1,956	5,824	55	1,493	19,282
July	6,605	950	/	2,243	1,557	1,035	2,289	7,508	1,869	1,996	26,052
Aug	5,061	2,033	/	1,054	994	637	2,098	5,218	1,701	2,337	21,133
Sep	6,671	4,030	/	1,389	684	764	2,134	5,167	1,388	1,289	23,516
Oct	5,153	2,759	/	1,119	445	1,098	1,124	4,605	91	767	17,161
Nov	4,762	3,023	/	920	330	991	987	3,004	/	459	14,476
Dec	5,248	3,018	/	1,403	399	854	1,177	2,981	/	819	15,899
Total	67,690	29,420	326	17,975	9,704	10,602	18,361	52,373	5,344	13,431	225,226

Air Transportation Statistics Report at the Kurdistan Region Airports 2022

Table 29: Number of departed passengers from Sulaymaniyah International airport by transportation companies and months in 2022

Airline Month	Departed										Total
	Iraqi	Fly Baghdad	Fly Erbil	Qatar Airways	Royal Jordanian	Fly Dubai	Mahan - Kasbian	Turkish Airlines	Pegasus Airlines	Condor	
Jan	5,145	1,344	/	1,215	649	711	1,138	3,112	/	764	14,078
Feb	5,288	2,314	118	917	588	644	1,189	2,725	/	333	14,116
Mar	7,330	4,221	/	1,570	1,023	1,175	1,687	3,458	/	530	20,994
April	6,310	4,610	/	1,345	1,092	574	1,470	3,798	191	930	20,320
May	6,685	210	/	1,925	1,180	849	2,361	4,639	41	1,599	19,489
June	5,581	/	/	1,771	1,158	727	2,285	4,767	167	1,463	17,919
July	4,666	956	/	1,822	1,177	674	2,528	6,672	2,249	1,537	22,281
Aug	6,065	4,154	/	1,976	1,253	772	2,307	7,111	2,143	2,382	28,163
Sep	6,720	3,280	/	1,640	1,284	747	2,120	5,976	1,173	1,583	24,523
Oct	5,294	2,626	/	1,399	579	1,091	1,314	4,421	90	687	17,501
Nov	5,169	3,255	/	1,613	413	867	1,124	3,356	/	565	16,362
Dec	6,121	3,759	/	1,213	657	1,310	1,508	3,326	/	689	18,583
Total	70,374	30,729	118	18,406	11,053	10,141	21,031	53,361	6,054	13,062	234,329

Figure 10 : Number of passengers transferred from Sulaymaniyah International Airport at the level of transportation companies in 2022

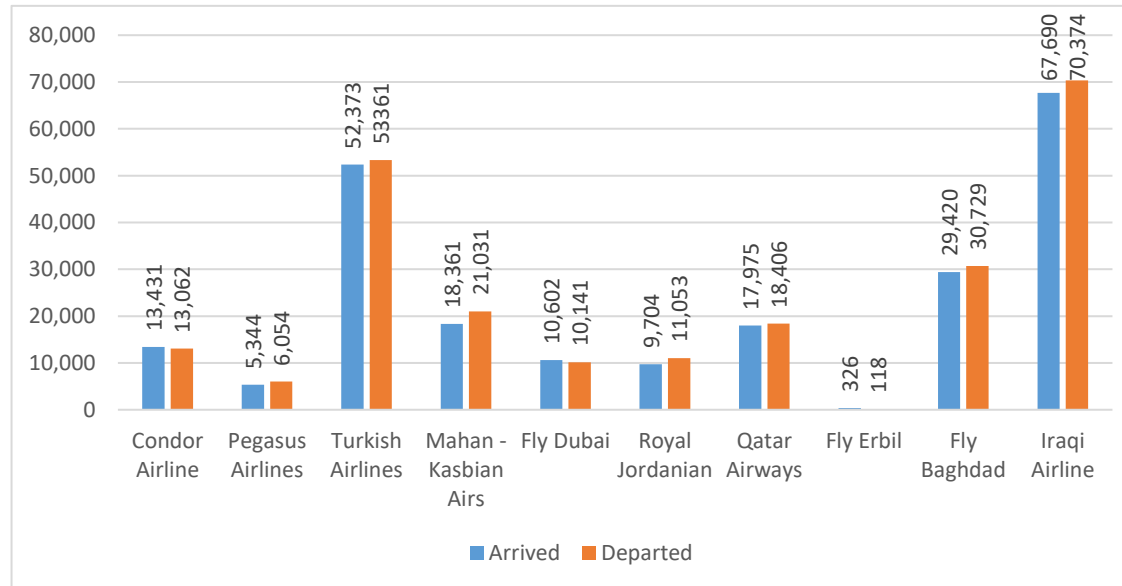


Table 30: Total flights at Erbil International Airport at the level of transportation companies in 2022

Airline (company)	Number of flights			Number of transferred passengers		
	Arrived	Departed	Total	Arrived	Departed	Total
Iraqi Airline	2,562	2,562	5,124	206,035	197,842	403,877
Pegasus Airlines	1,090	1,090	2,180	127,969	129,908	257,877
Turkish Airlines	917	917	1,834	128,683	128,221	256,904
Fly Baghdad	842	842	1,684	119,855	108,875	228,730
UR Airlines	698	698	1,396	68,354	65,537	133,891
Qatar Airways	519	519	1,038	46,593	49,414	96,007
Fly Dubai	430	430	860	43,652	43,122	86,774
Royal Jordanian	408	408	816	35,426	37,538	72,964
Arab airline	271	271	542	33,046	34,036	67,082
Cham Wing Airline	239	239	478	36,122	20,372	56,494
Austrian Airlines	183	183	366	20,699	20,562	41,261
Mahan Air	178	178	356	18,298	18,874	37,172
Middle East Airlines	177	177	354	17,196	16,592	33,788
Egypt Airline	172	172	344	13,995	14,454	28,449
Eurowings Airlines	85	85	170	10,390	11,242	21,632
SunExpress Airline	84	84	168	9,047	10,080	19,127
Lufthansa	69	69	138	8,840	7,611	16,451
Tailwind Airline	17	17	34	2,042	2,267	4,309
Pouya Air	5	5	10	30	35	65
Gulf air	1	1	2	/	/	/
high Airline	1	1	2	/	/	/
Total	8948	8,948	17,896	946,272	916,582	1,862,854

Air Transportation Statistics Report at the Kurdistan Region Airports 2022

Table31 : Air transportation activities at Sulaymaniyah International Airport at the level of transportation companies in 2022

Airline (company)	Number of flights			Number of passengers		
	Arrived	Departed	Total	Arrived	Departed	Total
Iraqi	1,313	1,312	2,625	67,690	70,374	138,064
Fly Baghdad	233	233	466	29,420	30,729	60,149
Fly Dubai	154	154	308	10,602	10,141	20,743
Royal Jordanian	164	163	327	9,704	11,053	20,757
Turkish Airline	403	404	807	52,373	53,361	105,734
Mahan, Kasbian, and Asman Air lines	165	165	330	18,361	21,031	39,392
Qatar Airways	313	313	626	17,975	18,406	36,381
Condor Airline	94	94	188	13,431	13,062	26,493
Fly Erbil (Dusseldorf)	4	4	8	326	118	444
Pegasus Airlines	38	38	76	5,344	6,054	11,398
Total	2,881	2,880	5,761	225,226	234,329	459,555

Ministry of Planning / Kurdistan Region Statistics Office

www.krso.gov.krd

