



Kurdistan Region Government
Ministry of Planning
Kurdistan Region Statistics



Air Transportation Statistics Report at Kurdistan Region Airports 2021

Kurdistan Regional Government
Ministry of Planning
Kurdistan Region Statistics Office



Air Transportation Statistics Report at Kurdistan Region Airports 2021

Transportation and Communication Statistics Department

September 2022

© September 2022, Kurdistan Region Statistics Office/ Ministry of planning

Suggested Citation:

Kurdistan Region Statistics Office, Erbil, Kurdistan region 2022, Transportation and Communication Statistics Department” *Air Transportation Statistics Report at Kurdistan Region Airports 2021*”

For more information please contact:

Email: contact@krso.gov.krd

Website: www.krso.gov.krd

Mobile: 07508963143

ID number: 83

Contents

List of Tables	i
List of Figures	iii
Introduction	1
Objectives	2
Data Collection	2
Concepts and definitions	3
The most important indicators	4

List of Tables

Table 1: Main indicators of the air transportation at the airports of the Kurdistan Region in 2021	6
Table2 : Domestic flights at the airports in the Kurdistan Region in 2021.....	7
Table 3: International flights at the airports in the Kurdistan Region in 2021	7
Table4 : Total number of domestic passengers transferred through Erbil International Airport by months in 2021.....	9
Table 5: Total number of domestic passengers transferred through Sulaymaniyah International Airport by months in 2021.....	10
Table 6: Total number of international passengers transferred through Erbil International Airport by months in 2021	10
Table7 : Total number of international passengers transferred through Sulaymaniyah International Airport by months in 2021.....	11
Table 8: Number of passengers transferred through Erbil International Airport by passenger transportation companies and months in 2021	12
Table 9: Number of passengers transferred through Sulaymaniyah International Airport by passenger transportation companies and months in 2021	13
Table 10: Total number of flights from / to Erbil International Airport by transportation companies and months in 2021	14
Table 11: Total number of flights from /to Sulaymaniyah International Airport by transportation companies and months in 2021.....	15
Table 12: Number of Iraqi Airline flights (domestic) from Erbil International Airport by Months in 2021.....	16
Table 13: Number of Iraqi Airline flights (international) from/to Erbil International Airport by months in 2021	17

Table 14: Number of Iraqi Airline flights (Domestic) from / to Sulaymaniyah International Airport by months in 2021	18
Table 15: Number of Iraqi Airline flights (International) from/ to Sulaymaniyah International Airport by months in 2021	19
Table 16: Number of domestic passengers transferred by Iraqi Airline from/ to Erbil international Airport in 2021	20
Table 17: Number of international passengers transferred by Iraqi Airline from/ to Erbil international Airport in 2021	21
Table 18: Number of domestic passengers transferred by Iraqi Airline from/ to Sulaymaniyah International Airport in 2021.....	22
Table 19: Number of international passengers transferred by Iraqi Airline from/to Sulaymaniyah International Airport in 2021.....	23
Table20 : Amount of goods (Tons) transferred to/ from Erbil International Airport at the level of transportation companies and months in 2021	24
Table 21: Amount of goods (Tons) transferred from/ to Sulaymaniyah International Airport at the level of transportation companies and months in 2021.....	25
Table 22: Number of flights arrived at Erbil International Airport at the level of transportation companies and months in 2021.....	26
Table 23: Number of flights Departed from Erbil International Airport at the level of transportation companies and months in 2021.....	27
Table24 : Number of flights arrived at Sulaymaniyah International Airport at the level of transportation companies and months in 2021	29
Table 25: Number of flights departed from Sulaymaniyah International Airport at the level of transportation companies and months in 2021.	30
Table 26: Number of arrived passengers at Erbil International Airport at the level of transportation companies and months in 2021.....	32
Table 27 : Number of departed passengers from Erbil International Airport at the level of transportation companies and months in 2021	33
Table 28: Number of arrived passengers at Sulaymaniyah International Airport at the level of transportation companies and months in 2021	34
Table 29: Number of departed passengers from Sulaymaniyah international airport by transportation companies and months in 2021	35
Table 30: Total flights at Erbil International Airport at the level of transportation companies in 2021.....	36
Table31 : Air transportation activities at Sulaymaniyah International Airport at the level of transportation companies in 2021.....	38

List of Figures

Figure 1: Number of domestic and international flights at the airports of the Kurdistan Region in 2021	4
Figure 2: Number of passengers (arrival & departure) transferred through the airports in Kurdistan region by types in 2021	5
<i>Figure3 : Amount of goods (loaded & unloaded) at the airports in the Kurdistan Region in 2021</i>	<i>5</i>
<i>Figure 4: Number of Flights (domestics & international) at the airports in the Kurdistan Region in 2021</i>	<i>8</i>
Figure 5: Number of passengers transferred through Erbil International Airport (domestic & international) in 2021	8
<i>Figure6 : Number of passengers (arrived & departed) transferred at the Sulaymaniyah International Airport (domestic & international) in 2021</i>	<i>9</i>
Figure 7: Number of flights to/ from Erbil International Airport at the level of transportation companies and months in 2021	28
Figure 8: Number of flights to/ from Sulaymaniyah International Airport at the level of transportation companies and months in 2021	31
Figure 9: Number of passengers transferred from Erbil International Airport at the level of transportation companies and months in 2021.	37
Figure10 : Number of passengers transferred from Sulaymaniyah International Airport at the level of transportation companies in 2021.	39

Introduction

Today, air transportation is one of the most important modes of transportation because of reaching the destination faster than other modes of transportation. Air transport facilitates the transportation process of transporting large numbers of passengers and goods at the same time. Air transport promotes international relations and raises the level of communication. However, the contribution of air transport to GDP and its role in economic growth should not be underestimated.

Because of the importance of the air transportation and the role it plays in calculating GDP and economic growth, Kurdistan Region Statistics Office (KRSO) in coordination with the Ministry of Transportation / General Directorate of Planning, prepared the report of air transportation activities for the year 2021, which provides the indicators in this field such as the number of domestic flights, the number of international flights, the number of tourists , the number of flights by air line, volume of the cargo and other relevant indicators.

We would like to thank the Ministry of Communications and Transportation/General Directorate of Planning for their cooperation in preparing this report and we hope for further coordination with them.

Objectives

The purpose of this report is to provide statistical indicators such as the number of flights (arrivals, departures), the number of tourists (arrivals, departures), the number of different airlines, domestic flights, international flights, the amount of transported goods, and other indicators.

Data Collection

Kurdistan Region Statistics Office (KRSO) in coordination with Erbil and Sulaymaniyah International airports administrations collected the data from these airports through the tables which have been already prepared by the department of Transportation and Communication Statistics in KRSO. Then, in KRSO, data was reviewed and key indicators were identified. After data validation, an appropriate and meaningful data to users were prepared and published in an annual report. This report contains data and information related to air transport activities in Erbil and Sulaymaniyah International Airports for 2021.

Concepts and definitions

Domestic flights: Referring to flights (arrival & departure) between the airports of a country. In this report refers, Domestic flights refer to the flights between airports of Baghdad, Erbil, Sulaymaniyah, Basra and Najaf.

International flights: Referring to flights (arrival & departure) among airports of countries. In this report we refer to the flights between Erbil and Sulaymaniyah airports in the Kurdistan Region and other countries.

Number of transferred tourists: Referring to the number of visitors (arriving & departure) transferred through the airports of the Kurdistan Region.

Number of flights arrived: Referring to the total number of flight landing at the airports of the Kurdistan Region of all airlines (Iraqi, Arab, International).

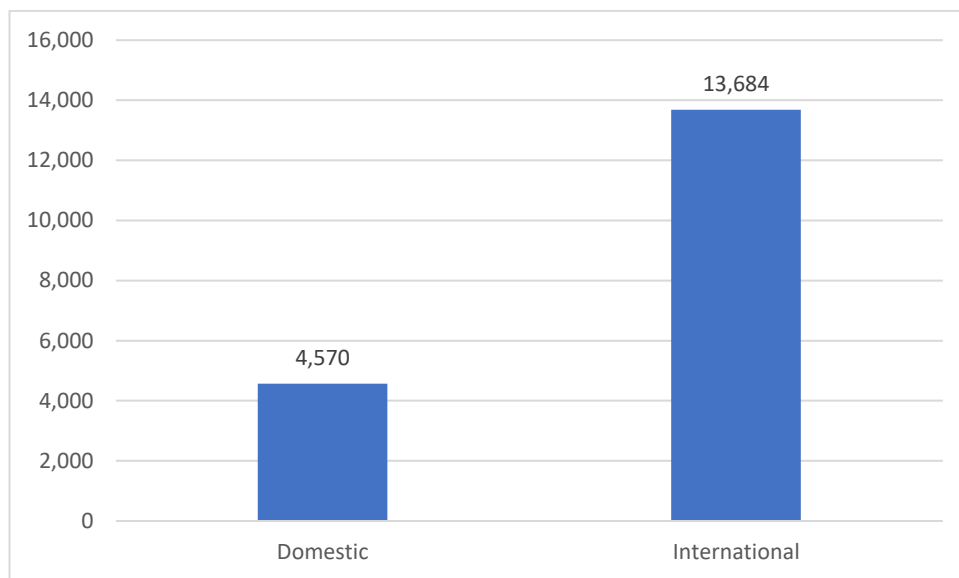
Number of flights departed: Referring to the total number of flights departing from airports in Kurdistan Region, of all airlines (Iraqi, Arabic, & International).

Amount of goods transported: Referring to the total weight of goods transported (loaded & unloaded) at the airports in Kurdistan Region.

The most relevant indicators

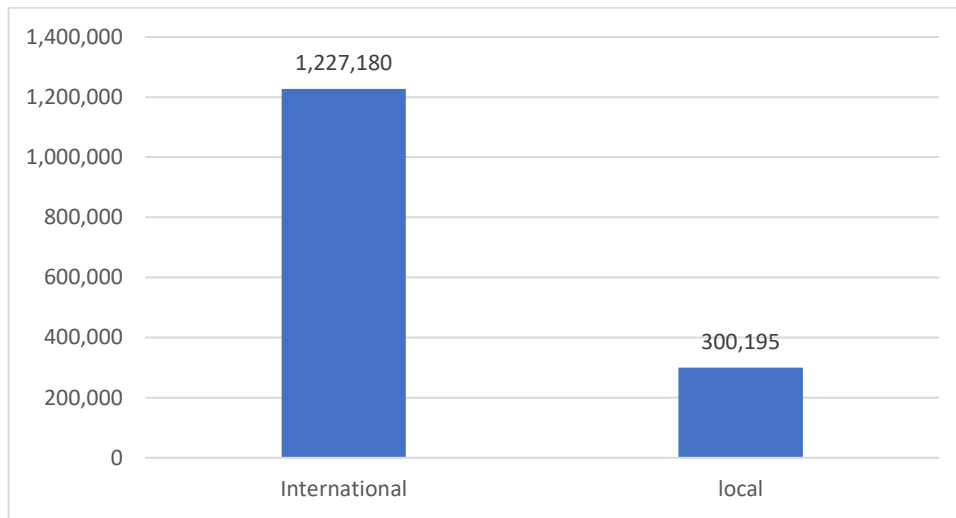
Number of flights: In 2021, the number of flights (arrivals & departures) which were recorded at the airports of the Kurdistan Region was 18,254, of which 4,570 were domestic flights accounting for 25% and 13,254 were international flights accounting for 75%. At the level of governorates, 13,970 flights (3,197 domestic flights and 10,773 international flights) were in Erbil Airport and 4,284 flights (1,373 domestic flights and 2,911 international flights) in Sulaymaniyah Airport.

Figure 1: Number of domestic and international flights at the airports of the Kurdistan Region in 2021



Number of transferred passengers: In 2021, the number of passengers transferred by different passenger transportation companies at the airports of the Kurdistan Region was 1,527,375, of which 300,195 were domestic passengers, accounting for 19.7%, and 1,227,180 were international passengers, accounting for 80.3%.

Figure 2: Number of passengers (arrival & departure) transferred through the airports in Kurdistan region by types in 2021



Amount of transferred goods: In 2021, an amount of 22,877 tons of goods shipped to and from Erbil and Sulaymaniyah International Airports in the Kurdistan Region, 1,738 tons loaded, and 21,139 tons unloaded.

Figure 3 : Amount of goods (loaded & unloaded) at the airports in the Kurdistan Region in 2021

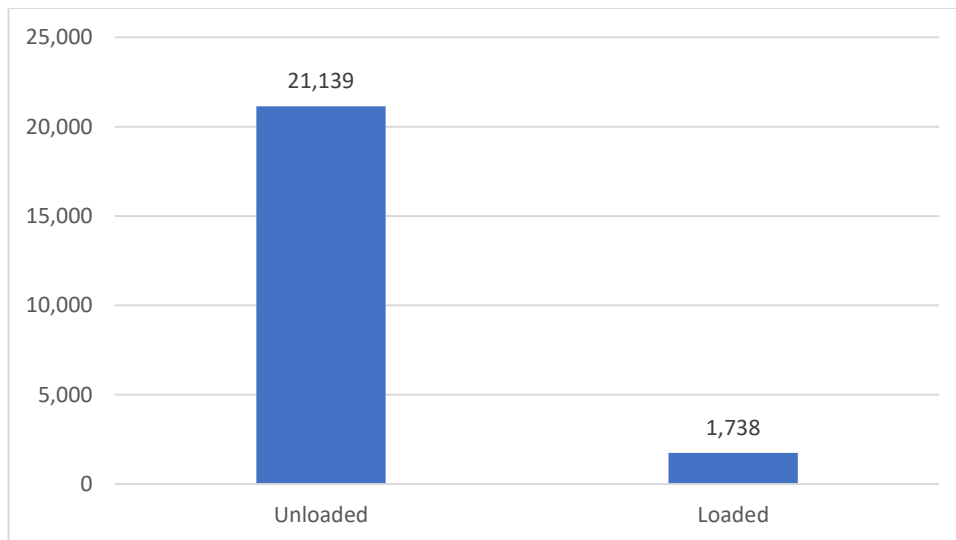


Table 1: Main indicators of the air transportation at the airports of the Kurdistan Region in 2021

Indicators	Unit of measurement	Value
Number of arrived passengers	passenger	754,563
Number of departed passengers	passenger	772,812
Total number of transferred passengers	tourist	1,527,375
Number of arrived flights	flight	9,127
Number of departed flights	flight	9,127
Total number of flights	flight	18,254
Amount of unloaded goods	ton	21,139
Amount of loaded goods	ton	1,738
Total amount of transferred goods	ton	22,877

Table 2 : Domestic flights at the airports in the Kurdistan Region in 2021

Airport	Number of flights	Flights		Passengers	
		Arrived	Departed	Arrived	Departed
Erbil International Airport	3,197	1,598	1,599	130,476	121,112
Sulaymaniyah International Airport	1,373	695	678	24,399	24,208
Total	4,570	2,293	2,277	154,875	145,320

Table 3: International flights at the airports in the Kurdistan Region in 2021

Airport	Number of flights	Flights		Passengers	
		Arrived	Departed	Arrived	Departed
Erbil international airport	10,773	5,387	5,386	484,594	510,931
Sulaymaniyah International Airport	2,911	1,447	1,464	115,094	116,561
Total	13,684	6,834	6,850	599,688	627,492

Figure 4: Number of Flights (domestics & international) at the airports in the Kurdistan Region in 2021

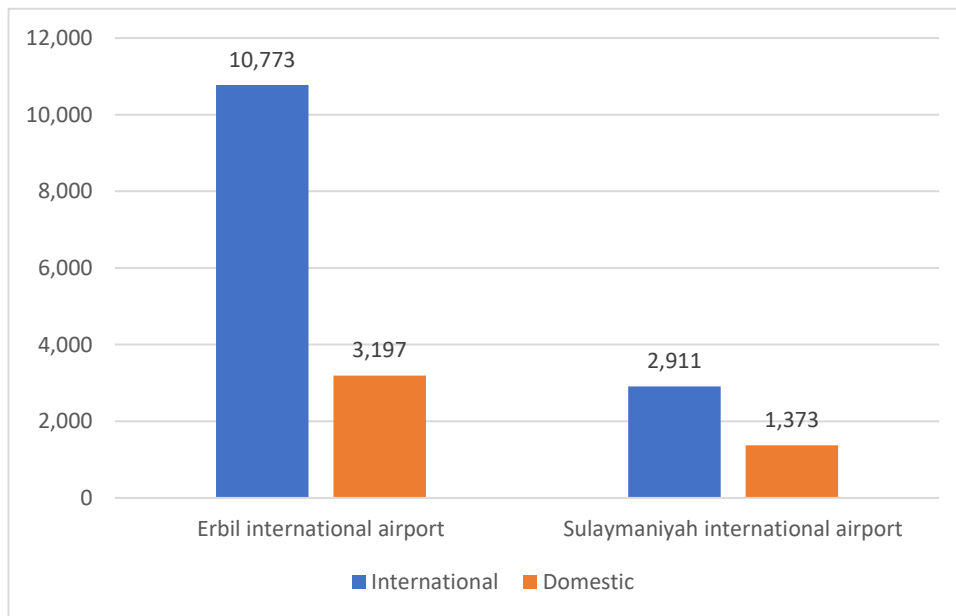


Figure 5: Number of passengers transferred through Erbil International Airport (domestic & international) in 2021

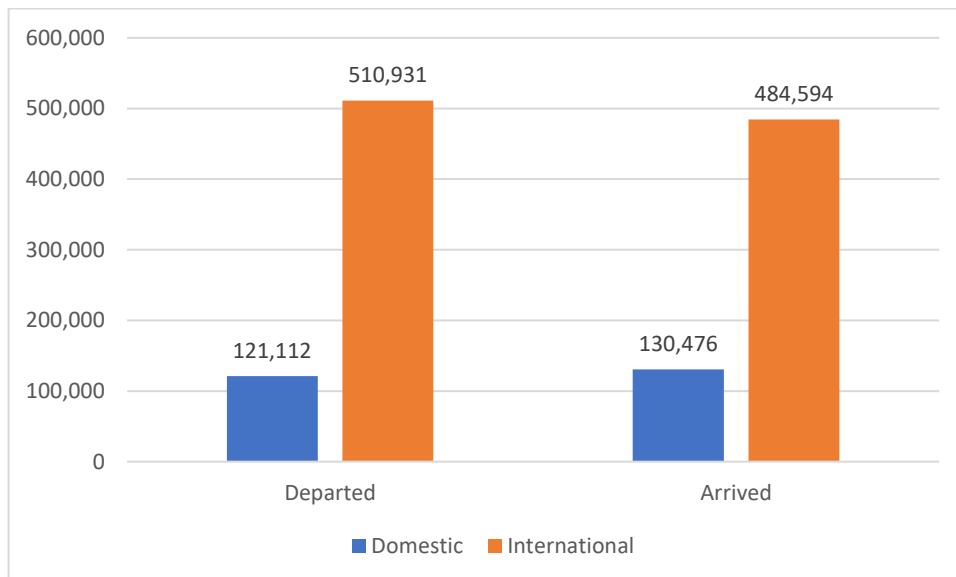


Figure 6 : Number of passengers (arrived & departed) transferred at the Sulaymaniyah International Airport (domestic & international) in 2021

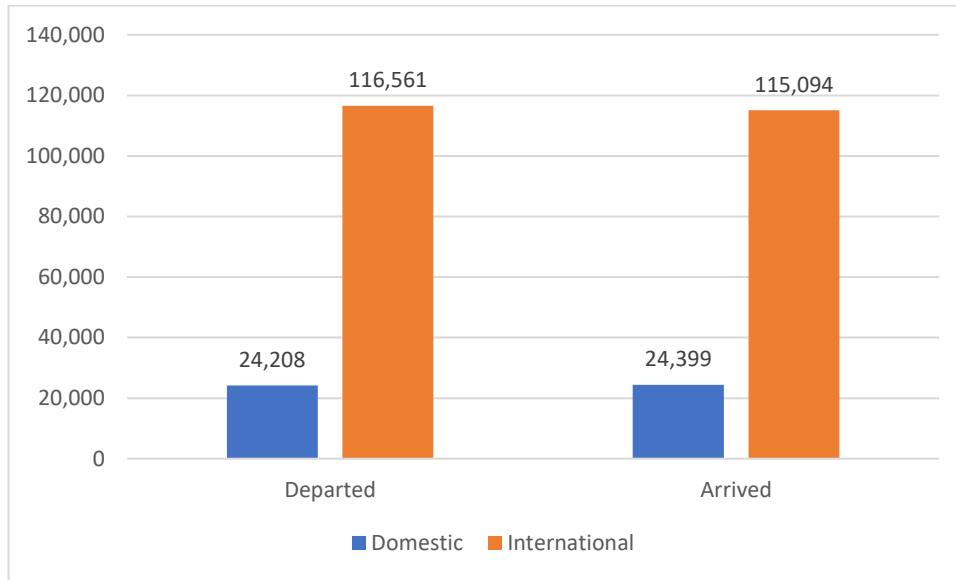


Table 4 : Total number of domestic passengers transferred through Erbil International Airport by months in 2021.

Month	Arrived	Departed
Jan	6,467	5,909
Feb	6,395	6,234
Mar	9,481	8,051
April	9,824	9,769
May	13,218	12,962
June	12,269	11,580
July	14,017	11,605
Aug	11,548	10,031
Sep	12,975	12,432
Oct	11,354	10,533
Nov	11,316	10,731
Dec	11,612	11,275
Total	130,476	121,112

Table 5: Total number of domestic passengers transferred through Sulaymaniyah International Airport by months in 2021

Month	Arrived	Departed
Jan	1,262	1,354
Feb	1,465	1,533
Mar	1,875	1,821
April	1,774	1,802
May	2,151	1,994
June	2,100	2,079
July	2,363	2,277
Aug	2,083	2,091
Sep	2,660	2,584
Oct	2,170	2,172
Nov	2,188	2,235
Dec	2,308	2,266
Total	24,399	24,208

Table 6: Total number of international passengers transferred through Erbil International Airport by months in 2021

Month	Arrived	Departed
Jan	16,912	21,956
Feb	17,358	21,965
Mar	25,707	33,257
April	29,812	28,282
May	27,688	32,019
June	38,060	42,711
July	51,886	65,110
Aug	66,446	53,855
Sep	60,585	56,488
Oct	51,514	53,866
Nov	47,499	47,324
Dec	51,127	54,098
Total	484,594	510,931

Table 7: Total number of international passengers transferred through Sulaymaniyah International Airport by months in 2021

Month	Arrived	Departed
Jan	4,552	3,470
Feb	5,397	3,488
Mar	6,305	5,118
April	3,596	4,809
May	6,810	4,389
June	9,853	7,676
July	20,196	13,629
Aug	12,529	19,487
Sep	12,897	17,412
Oct	13,016	13,719
Nov	8,806	11,366
Dec	11,137	11,998
Total	115,094	116,561

Table 8: Number of passengers transferred through Erbil International Airport by passenger transportation companies and months in 2021

Month	Iraqi Airline		Arab Airline		Foreign Airline		Total	
	Arrived	Departed	Arrived	Departed	Arrived	Departed	Arrived	Departed
Jan	7,878	7,899	8,618	13,062	6,883	6,904	23,379	27,865
Feb	7,833	7,920	8,718	13,517	7,202	6,762	23,753	28,199
Mar	11,296	11,188	11,499	17,725	12,393	12,395	35,188	41,308
April	11,254	11,277	12,906	15,286	15,476	11,488	39,636	38,051
May	14,588	14,588	13,600	17,756	12,718	12,637	40,906	44,981
June	12,958	13,090	18,465	23,203	18,906	17,998	50,329	54,291
July	14,800	14,912	24,878	31,300	26,225	30,503	65,903	76,715
Aug	12,038	11,926	32,543	26,916	33,413	25,044	77,994	63,886
Sep	14,029	14,029	31,971	29,012	27,560	25,879	73,560	68,920
Oct	12,776	12,776	26,811	27,406	23,281	24,217	62,868	64,399
Nov	14,823	14,979	23,722	23,666	20,270	19,410	58,815	58,055
Dec	15,059	15,183	26,734	27,831	20,946	22,359	62,739	65,373
Total	149,332	149,767	240,465	266,680	225,273	215,596	615,070	632,043

Table 9: Number of passengers transferred through Sulaymaniyah International Airport by passenger transportation companies and months in 2021

Month	Iraqi Airline		Arab Airline		Foreign Airline		Total	
	Arrived	Departed	Arrived	Departed	Arrived	Departed	Arrived	Departed
Jan	774	574	2,808	1,730	970	1,166	4,552	3,470
Feb	764	718	3,305	1,657	1,328	1,113	5,397	3,488
Mar	1,485	1,064	2,924	2,133	1,896	1,921	6,305	5,118
April	1,098	1,212	1,103	1,317	1,395	2,280	3,596	4,809
May	1,555	1,327	1,949	961	3,306	2,101	6,810	4,389
June	1,864	1,996	3,575	2,372	4,414	3,308	9,853	7,676
July	3,606	2,736	7,531	4,203	9,059	6,690	20,196	13,629
Aug	2,719	3,917	3,750	7,805	6,060	7,765	12,529	19,487
Sep	2,083	3,641	3,445	6,574	7,369	7,197	12,897	17,412
Oct	2,782	3,051	3,256	3,641	6,978	7,027	13,016	13,719
Nov	2,474	2,673	2,069	2,975	4,263	5,718	8,806	11,366
Dec	2,883	3,674	2,895	3,134	5,359	5,190	1,1137	11,998
Total	24,087	26,583	38,610	38,502	52,397	51,476	115,094	116,561

Table 10: Total number of flights from / to Erbil International Airport by transportation companies and months in 2021

Month	Iraqi Airline		Arab Airline		Foreign Airline		Total	
	Arrived	Departed	Arrived	Departed	Arrived	Departed	Arrived	Departed
Jan	151	152	182	183	62	62	395	397
Feb	132	131	170	170	52	53	354	354
Mar	165	165	210	208	107	106	482	479
April	159	158	189	189	120	121	468	468
May	177	177	204	205	130	129	511	511
June	178	180	255	254	170	171	603	605
July	184	185	290	290	232	232	706	707
Aug	183	182	335	335	226	226	744	743
Sep	180	180	322	322	210	210	712	712
Oct	168	166	309	309	217	217	694	692
Nov	162	166	285	285	186	185	633	636
Dec	186	184	308	308	189	189	683	681
Total	2,025	2,026	3,059	3,058	1,901	1,901	6,985	6,985

Table 11: Total number of flights from /to Sulaymaniyah International Airport by transportation companies and months in 2021

Month	Iraqi Airline		Arab Airline		Foreign Airline		Total	
	Arrived	Departed	Arrived	Departed	Arrived	Departed	Arrived	Departed
Jan	67	67	44	43	11	12	122	122
Feb	66	66	38	39	10	9	114	114
Mar	77	77	41	41	12	13	130	131
April	76	76	25	25	18	17	119	118
May	80	80	33	32	33	34	146	146
June	87	87	42	43	44	44	173	174
July	97	96	70	71	74	74	241	241
Aug	105	106	81	81	62	62	248	249
Sep	101	101	57	57	60	60	218	218
Oct	100	99	57	57	56	55	213	211
Nov	101	101	51	50	48	48	200	199
Dec	113	113	54	55	51	51	218	219
Total	1,070	1,069	593	594	479	479	2,142	2,142

Table 12: Number of Iraqi Airline flights (domestic) from Erbil International Airport by Months in 2021

Month	Iraqi Airline		Total
	Arrived	Departed	
Jan	100	103	203
Feb	90	89	179
Mar	115	113	228
April	122	120	242
May	137	138	275
June	137	139	276
July	145	146	291
Aug	139	140	279
Sep	135	137	272
Oct	122	123	245
Nov	111	113	224
Dec	125	124	249
Total	1,478	1,485	2,963

Table 13: Number of Iraqi Airline flights (international) from/to Erbil International Airport by months in 2021

Month	Iraqi Airline		Total
	Arrived	Departed	
Jan	51	49	100
Feb	42	42	84
Mar	50	52	102
April	37	38	75
May	40	39	79
June	41	41	82
July	39	39	78
Aug	44	42	86
Sep	45	43	88
Oct	46	43	89
Nov	51	53	104
Dec	61	60	121
Total	547	541	1,088

Table 14: Number of Iraqi Airline flights (Domestic) from / to Sulaymaniyah International Airport by months in 2021

Month	Iraqi Airline		Total
	Arrived	Departed	
Jan	47	46	93
Feb	48	48	96
Mar	56	55	111
April	50	50	100
May	53	52	105
June	62	59	121
July	56	55	111
Aug	67	65	132
Sep	66	65	131
Oct	59	56	115
Nov	61	62	123
Dec	70	65	135
Total	695	678	1,373

Table 15: Number of Iraqi Airline flights (International) from/ to Sulaymaniyah International Airport by months in 2021

Month	Iraqi Airline		Total
	Arrived	Departed	
Jan	20	21	41
Feb	18	18	36
Mar	21	22	43
April	26	26	52
May	27	28	55
June	25	28	53
July	41	41	82
Aug	38	41	79
Sep	35	36	71
Oct	41	43	84
Nov	40	39	79
Dec	43	48	91
Total	375	391	766

Table 16: Number of domestic passengers transferred by Iraqi Airline from/ to Erbil international Airport in 2021

Month	Iraqi Airline		Total
	Arrived	Departed	
Jan	6,458	5,909	12,367
Feb	6,395	6,234	12,629
Mar	9,460	7,962	17,422
April	9,734	9,381	19,115
May	13,057	12,508	25,565
June	11,694	10,952	22,646
July	13,647	11,149	24,796
Aug	11,037	9,544	20,581
Sep	12,172	11,490	23,662
Oct	10,478	9,876	20,354
Nov	10,853	10,288	21,141
Dec	11,133	10,626	21,759
Total	126,118	115,919	242,037

Table 17: Number of international passengers transferred by Iraqi Airline from/ to Erbil international Airport in 2021

Month	Iraqi Airline		Total
	Arrived	Departed	
Jan	1,420	1,990	3,410
Feb	1,438	1,686	3,124
Mar	1,836	3,226	5,062
April	1,520	1,896	3,416
May	1,531	2,080	3,611
June	1,264	2,138	3,402
July	1,153	3,763	4,916
Aug	1,001	2,382	3,383
Sep	1,857	2,539	4,396
Oct	2,298	2,900	5,198
Nov	3,970	4,691	8,661
Dec	3,926	4,557	8,483
Total	23,214	33,848	57,062

Table 18: Number of domestic passengers transferred by Iraqi Airline from/ to Sulaymaniyah International Airport in 2021

Month	Iraqi Airline		Total
	Arrived	Departed	
Jan	1,262	1,354	2,616
Feb	1,465	1,533	2,998
Mar	1,875	1,821	3,696
April	1,774	1,802	3,576
May	2,151	1,994	4,145
June	2,100	2,079	4,179
July	2,363	2,277	4,640
Aug	2,083	2,091	4,174
Sep	2,660	2,584	5,244
Oct	2,170	2,172	4,342
Nov	2,188	2,235	4,423
Dec	2,308	2,266	4,574
Total	24,399	24,208	48,607

Table 19: Number of international passengers transferred by Iraqi Airline from/to Sulaymaniyah International Airport in 2021

Month	Iraqi Airline		Total
	Arrived	Departed	
Jan	774	574	1,348
Feb	764	718	1,482
Mar	1,485	1,064	2,549
April	1,098	1,212	2,310
May	1,555	1,327	2,882
June	1,864	1,996	3,860
July	3,606	2,736	6,342
Aug	2,719	3,917	6,636
Sep	2,083	3,641	5,724
Oct	2,782	3,051	5,833
Nov	2,474	2,673	5,147
Dec	2,883	3,674	6,557
Total	24,087	26,583	50,670

Table20 : Amount of goods (Tons) transferred to/ from Erbil International Airport at the level of transportation companies and months in 2021

Month	Iraqi, Arab, and Foreign Airlines	
	Unloaded	Loaded
Jan	1,337	152
Feb	1,143	234
Mar	1,284	115
April	1,208	113
May	1123	174
June	1,271	112
July	1,220	88
Aug	1,121	100
Sep	1,213	107
Oct	1,390	124
Nov	1,277	93
Dec	1,379	94
Total	14,966	1,506

Table 21: Amount of goods (Tons) transferred from/ to Sulaymaniyah International Airport at the level of transportation companies and months in 2021.

Month	Iraqi, Arab, and Foreign Airlines	
	Unloaded	Loaded
Jan	598	7
Feb	774	29
Mar	1002	18
April	1,123	11
May	708	15
June	235	22
July	188	21
Aug	367	21
Sep	328	14
Oct	133	30
Nov	109	28
Dec	608	16
Total	6,173	232

Air transportation activities in the Kurdistan Region 2021

Table 22: Number of flights arrived at Erbil International Airport at the level of transportation companies and months in 2021

Airline Month	Arrived																				
	Iraqi	Arab airline	Alexandria Airlines	Austrian Airlines	Cham Wing Airline	Cham Wing Airline	Enter Airline	Eurowings Airlines	Fly Baghdad	Flydubai	Lufthansa	Mahan Air	Middle East Airlines	Pegasus Airlines	Qatar Airways	Royal Jordanian	SunExpress Airline	Tailwind Airline	Turkish Airlines	UR Airlines	Total
Jan	151	13	/	6	24	18	/	5	1	29	/	/	10	16	62	11	/	/	35	14	395
Feb	132	12	/	2	26	16	/	3	/	28	/	/	10	11	55	13	/	/	36	10	354
Mar	165	14	/	6	28	16	/	/	12	32	/	/	13	43	61	16	/	/	58	18	482
April	159	12	/	6	20	14	/	4	12	24	/	1	13	48	51	25	/	1	60	18	468
May	177	12	/	5	20	17	/	9	15	30	/	1	13	45	48	32	/	/	70	17	511
June	178	13	/	8	27	18	/	9	32	30	/	9	13	63	56	33	4	1	76	33	603
July	184	13	/	15	22	18	2	9	19	31	/	13	16	80	65	40	9	11	93	66	706
Aug	183	13	1	13	26	18	/	7	53	31	/	14	18	79	72	42	8	12	93	61	744
Sep	180	13	/	15	25	17	/	3	70	30	3	12	14	69	60	41	9	9	90	52	712
Oct	168	15	/	14	22	15	/	8	68	30	9	13	13	69	58	37	9	9	86	51	694
Nov	162	17	/	13	26	12	/	9	54	30	8	14	13	65	61	38	2	4	71	34	633
Dec	186	18	/	14	28	11	/	8	66	31	8	13	14	65	54	40	2	6	73	46	683
Total	2,025	165	1	117	294	190	2	74	402	356	28	90	160	653	703	368	43	53	841	420	6,985

Air transportation activities in the Kurdistan Region 2021

Table 23: Number of flights Departed from Erbil International Airport at the level of transportation companies and months in 2021

Airline Month	Departed																				Total
	Iraqi	Arab airline	Alexandria Airlines	Austrian Airlines	Cham Wing Airline	EgyptAirline	Enter Airline	Eurowings Airlines	Fly Baghdad	Flydubai	Lufthansa	Mahan Air	Middle East Airlines	Pegasus Airlines	Qatar Airways	Royal Jordanian	SunExpress Airline	Tailwind Airline	Turkish Airlines	UR Airlines	
Jan	152	13	/	6	24	18	/	5	1	29	/	/	10	15	62	11	/	/	36	15	397
Feb	131	12	/	2	26	16	/	3	/	28	/	/	10	12	55	13	/	/	36	10	354
Mar	165	14	/	6	28	16	/	/	12	32	/	/	13	43	61	16	/	/	57	16	479
April	158	12	/	6	20	14	/	4	12	24	/	1	13	48	51	25	/	1	61	18	468
May	177	12	/	5	20	17	/	9	15	30	/	1	13	45	48	32	/	/	69	18	511
June	180	13	/	8	27	18	/	9	32	30	/	9	13	63	56	33	4	1	77	32	605
July	185	13	/	15	22	18	2	9	19	31	/	13	16	80	65	40	9	11	93	66	707
Aug	182	13	1	13	26	18	/	7	53	31	/	14	18	79	72	42	8	12	93	61	743
Sep	180	13	/	15	25	17	/	3	70	30	3	12	14	69	60	41	9	9	90	52	712
Oct	166	15	/	14	22	15	/	8	68	30	9	13	13	69	58	37	9	9	86	51	692
Nov	166	17	/	13	26	12	/	9	54	30	8	14	13	65	61	38	2	4	70	34	636
Dec	184	18	/	14	28	11	/	8	66	31	8	13	14	65	54	40	2	6	73	46	681
Total	2,026	165	1	117	294	190	2	74	402	356	28	90	160	653	703	368	43	53	841	419	6,985

Figure 7: Number of flights to/ from Erbil International Airport at the level of transportation companies and months in 2021

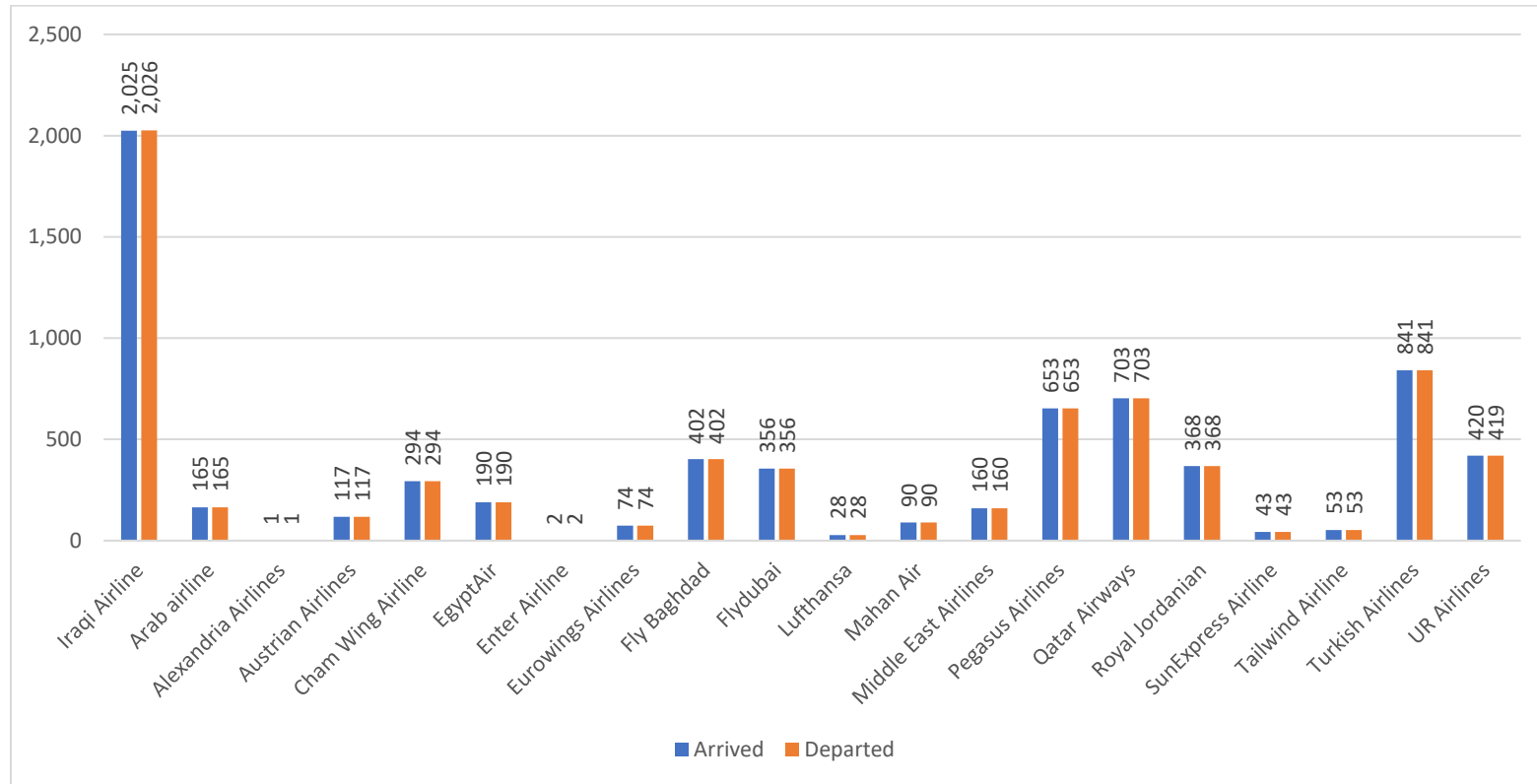


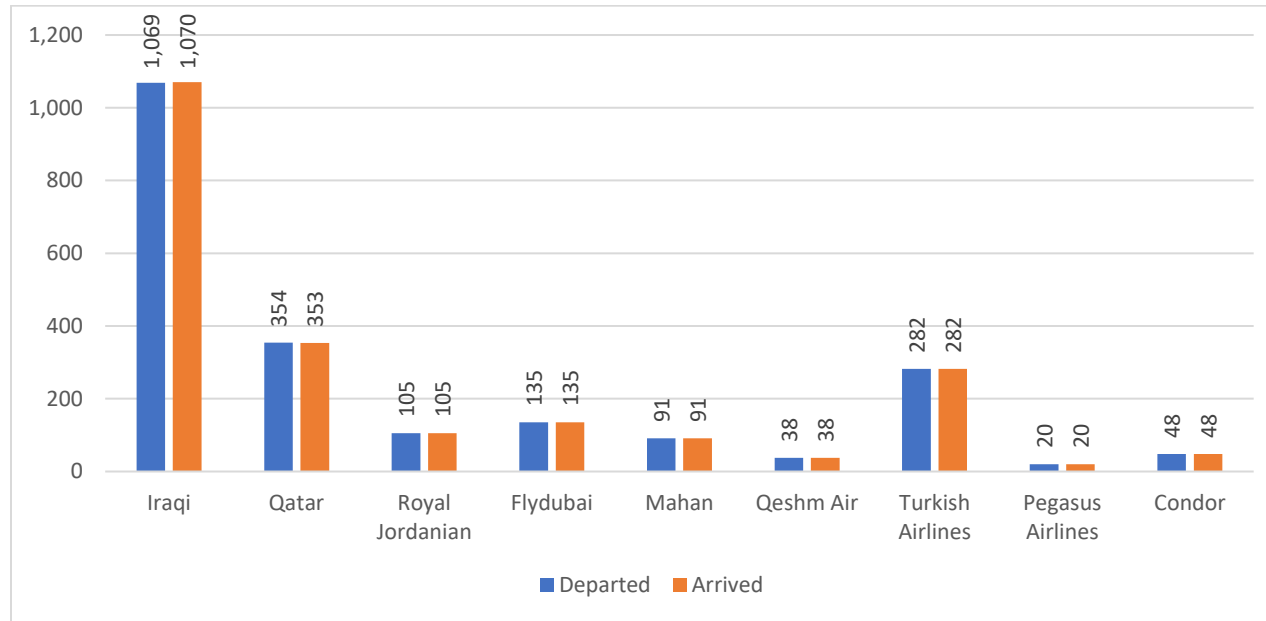
Table24 : Number of flights arrived at Sulaymaniyah International Airport at the level of transportation companies and months in 2021

Airline Month	Arrived									
	Iraqi	Qatar	Royal Jordanian	Flydubai	Mahan	Qeshm Air	Turkish Airlines	Pegasus Airlines	Condor	Total
Jan	67	32	/	12	/	/	11	/	/	122
Feb	66	27	/	11	/	/	10	/	/	114
Mar	77	28	/	13	/	/	12	/	/	130
April	76	15	/	10	/	/	18	/	/	119
May	80	22	/	11	3	9	21	/	/	146
June	87	20	14	8	9	9	26	/	/	173
July	97	42	18	10	13	11	36	5	9	241
Aug	105	51	17	13	13	6	30	4	9	248
Sep	101	30	18	9	13	3	30	6	8	218
Oct	100	30	15	12	13	/	29	5	9	213
Nov	101	29	9	13	13	/	29	/	6	200
Dec	113	27	14	13	14	/	30	/	7	218
Total	1,070	353	105	135	91	38	282	20	48	2,142

Table 25: Number of flights departed from Sulaymaniyah International Airport at the level of transportation companies and months in 2021.

Airline Month	Departed									
	Iraqi	Qatar	Royal Jordanian	Flydubai	Mahan	Qeshm Air	Turkish Airlines	Pegasus Airlines	Condor	Total
Jan	67	31	/	12	/	/	12	/	/	122
Feb	66	28	/	11	/	/	9	/	/	114
Mar	77	28	/	13	/	/	13	/	/	131
April	76	15	/	10	/	/	17	/	/	118
May	80	21	/	11	3	9	22	/	/	146
June	87	21	14	8	9	9	26	/	/	174
July	96	43	18	10	13	11	36	5	9	241
Aug	106	51	17	13	13	6	30	4	9	249
Sep	101	30	18	9	13	3	30	6	8	218
Oct	99	30	15	12	13	/	28	5	9	211
Nov	101	29	8	13	13	/	29	/	6	199
Dec	113	27	15	13	14	/	30	/	7	219
Total	1,069	354	105	135	91	38	282	20	48	2,142

Figure 8: Number of flights to/ from Sulaymaniyah International Airport at the level of transportation companies and months in 2021



Air transportation activities in the Kurdistan Region 2021

Table 26: Number of arrived passengers at Erbil International Airport at the level of transportation companies and months in 2021

Airlines Month	Arrived																				
	Iraqi	Arab airline	Alexandria Airlines	Austrian Airlines	Cham Wing Airline	EgyptAirline	Enter Airline	Eurowings Airlines	Fly Baghdad	Flydubai	Lufthansa	Mahan Air	Middle East Airlines	Pegasus Airlines	Qatar Airways	Royal Jordanian	SunExpress Airline	Tailwind Airline	Turkish Airlines	UR Airlines	Total
Jan	7,878	984	/	259	695	1,043	/	535	/	1,554	/	/	206	2,528	2,346	400	/	/	3,561	1,390	23,379
Feb	7,833	1,135	/	66	888	907	/	255	/	1,769	/	/	451	2,396	2,037	653	/	/	4,485	878	23,753
Mar	11,296	1,360	/	147	973	960	/	/	218	2,386	/	/	934	5,943	2,590	727	/	/	6,303	1,351	35,188
April	11,254	852	/	203	1,062	1,265	/	383	406	1,678	/	/	1,011	7,378	3,017	1,329	/	/	7,512	2,286	39,636
May	14,588	1,022	/	249	1,239	1,494	/	916	623	1,776	/	43	1,118	5,722	2,250	2,030	/	/	5,788	2,048	40,906
June	12,958	1,783	/	554	1,452	1,199	/	985	1,129	2,576	/	710	1,426	7,951	3,401	2,769	148	/	8,558	2,730	50,329
July	14,800	1,093	/	880	2,052	1,200	96	1,110	1,399	2,473	/	753	1,629	10,639	5,186	3,458	998	1,526	10,223	6,388	65,903
Aug	12,038	1,451	94	1494	1,544	1,660	/	1,096	2,960	3,657	/	864	1,104	13,127	8,274	4,031	1,243	1,966	13,623	7,768	77,994
Sep	14,029	1,849	/	1509	1,513	1,365	/	167	5,150	4,307	91	901	1,299	11,300	6,023	4,037	1,467	1,426	10,699	6,428	73,560
Oct	12,776	2,344	/	1,005	1,424	1,011	/	722	5,518	4,013	578	1,296	1,050	8,345	3,799	2,915	626	1,039	9,670	4,737	62,868
Nov	14,823	2,395	/	757	1,376	725	/	708	4,695	3,670	610	1,818	1,102	7,713	3,720	2,917	129	563	7,972	3,122	58,815
Dec	15,059	2,829	/	661	1,621	785	/	644	5,503	4,126	420	1,544	1,388	8,264	3,379	2,919	97	888	8,428	4,184	62,739
Total	149,332	19,097	94	7,784	15,839	13,614	96	7,521	27,601	33,985	1,699	7,929	12,718	91,306	46,022	28,185	4,708	7,408	96,822	43,310	615,070

Table 27 : Number of departed passengers from Erbil International Airport at the level of transportation companies and months in 2021

Company Month	Departed																				
	Iraqi Airline	Arab airline	Alexandria Airlines	Austrian Airlines	Cham Wing Airline	EgyptAirline	Enter Airline	Eurowings Airlines	Fly Baghdad	Flydubai	Lufthansa	Mahan Air	Middle East Airlines	Pegasus Airlines	Qatar Airways	Royal Jordanian	SunExpress Airline	Tailwind Airline	Turkish Airlines	UR Airlines	Total
Jan	7899	995	/	123	2859	1593	/	465	/	2167	/	/	848	2705	2879	432	/	/	3611	1289	27865
Feb	7920	1034	/	36	3796	1154	/	176	/	2064	/	/	984	2069	2663	694	/	/	4481	1128	28199
Mar	11188	1409	/	227	3965	1095	/	/	685	2672	/	/	1365	5573	3534	979	/	/	6595	2021	41308
April	11277	1019	/	135	2692	774	/	406	1051	2134	/	/	1661	4478	2689	1054	/	/	6469	2212	38051
May	14588	729	/	229	2659	1236	/	928	1438	2050	/	109	1635	4452	3698	2080	/	/	6919	2231	44981
June	13090	1262	/	395	3473	1239	/	918	2148	2332	/	917	1761	6518	6149	1846	147	40	9063	2993	54291
July	14912	1170	/	1662	3055	1720	/	1315	1992	2737	/	1021	1879	11853	7705	3454	794	1139	12719	7588	76715
Aug	11926	1515	/	1222	3578	1595	/	714	3863	2060	/	999	2059	9739	3860	2836	895	1249	10226	5550	63886
Sep	14029	1943	/	1063	3346	1324	/	232	6358	2450	205	1150	1469	9554	3958	2778	1387	1422	10866	5386	68920
Oct	12776	1783	/	1021	2677	1020	/	779	6400	3100	920	1266	1178	8396	3567	2527	754	1111	9970	5154	64399
Nov	14979	1672	/	643	3517	820	/	519	4732	3817	451	1607	1172	7700	3064	2411	99	597	7794	2461	58055
Dec	15183	2098	/	1364	3623	682	/	783	6851	3318	742	1388	1041	8826	3281	2469	159	667	8430	4468	65373
Total	149767	16629	/	8120	39240	14252	/	7235	35518	30901	2318	8457	17052	81863	47047	23560	4235	6225	97143	42481	632043

Table 28: Number of arrived passengers at Sulaymaniyah International Airport at the level of transportation companies and months in 2021

Company Month	Arrived									
	Iraqi	Qatar	Royal Jordanian	Flydubai	Mahan	Qeshm Air	Turkish Airlines	Pegasus Airlines	Condor	Total
Jan	2,036	2,293	/	515	/	/	970	/	/	5,814
Feb	2,229	2,910	/	395	/	/	1,328	/	/	6,862
Mar	3,360	2,398	/	526	/	/	1,896	/	/	8,180
April	2,872	660	/	443	/	/	1,395	/	/	5,370
May	3,706	1,532	/	417	226	910	2,170	/	/	8,961
June	3,964	2,446	776	353	717	1,021	2,676	/	/	11,953
July	5,969	5,114	1,859	558	1,011	867	5,030	584	1,567	22,559
Aug	4,802	2,310	1,127	313	1,155	430	2,598	504	1,373	14,612
Sep	4,743	2,020	914	511	1,957	363	3,260	753	1,036	15,557
Oct	4,952	1,883	740	633	1,701	/	3,226	752	1,299	15,186
Nov	4,662	1,079	439	551	1,176	/	2,516	/	571	10,994
Dec	5,191	1,332	694	869	1,211	/	3,213	/	935	13,445
Total	48,486	25,977	6,549	6,084	9,154	3,591	30,278	2,593	6,781	139,493

Table 29: Number of departed passengers from Sulaymaniyah international airport by transportation companies and months in 2021

Company Month	Departed									
	Iraqi	Qatar	Royal Jordanian	Flydubai	Mahan	Qeshm Air	Turkish Airlines	Pegasus Airlines	Condor	Total
Jan	1,928	1,276	/	454	/	/	1,166	/	/	4,824
Feb	2,251	1,242	/	415	/	/	1,113	/	/	5,021
Mar	2,885	1,486	/	647	/	/	1,921	/	/	6,939
April	3,014	819	/	498	/	/	2,280	/	/	6,611
May	3,321	577	/	384	162	424	1,515	/	/	6,383
June	4,075	867	1,081	424	873	502	1,933	/	/	9,755
July	5,013	2,143	1,617	443	1,097	355	3,693	842	703	15,906
Aug	6,008	5,525	1,704	576	1,195	254	4,176	722	1,418	21,578
Sep	6,225	3,661	1,966	947	1,528	143	3,411	893	1,222	19,996
Oct	5,223	1,799	824	1,018	1,667	/	3,424	737	1,199	15,891
Nov	4,908	1,800	592	583	1,746	/	3,068	/	904	13,601
Dec	5,940	1,339	724	1,071	1,519	/	3,049	/	622	14,264
Total	50,791	22,534	8,508	7,460	9,787	1,678	30,749	3,194	6,068	140769

Table 30: Total flights at Erbil International Airport at the level of transportation companies in 2021

Airline	Number of flights			Number of transferred passengers		
	Arrived	Departed	Total	Arrived	Departed	Total
Iraqi Airline	2,025	2,026	4,051	149,332	149,767	299,099
Arab airline	165	165	330	19,097	16,629	35,726
Alexandria Airlines	1	1	2	94	0	94
Austrian Airlines	117	117	234	7,784	8,120	15,904
Cham Wing Airline	294	294	588	15,839	39,240	55,079
EgyptAir	190	190	380	13,614	14,252	27,866
Enter Airline	2	2	4	96	0	96
Eurowings Airlines	74	74	148	7,521	7,235	14,756
Fly Baghdad	402	402	804	27,601	35,518	63,119
Flydubai	356	356	712	33,985	30,901	64,886
Lufthansa	28	28	56	1,699	2,318	4,017
Mahan Air	90	90	180	7,929	8,457	16,386
Middle East Airlines	160	160	320	12,718	17,052	29,770
Pegasus Airlines	653	653	1,306	91,306	81,863	173,169
Qatar Airways	703	703	1,406	46,022	47,047	93,069
Royal Jordanian	368	368	736	28,185	23,560	51,745
SunExpress Airline	43	43	86	4,708	4,235	8,943
Tailwind Airline	53	53	106	7,408	6,225	13,633
Turkish Airlines	841	841	1,682	96,822	97,143	193,965
UR Airlines	420	419	839	43,310	42,481	85,791
Total	6,985	6,985	13,970	615,070	632,043	1,247,113

Figure 9: Number of passengers transferred from Erbil International Airport at the level of transportation companies and months in 2021.

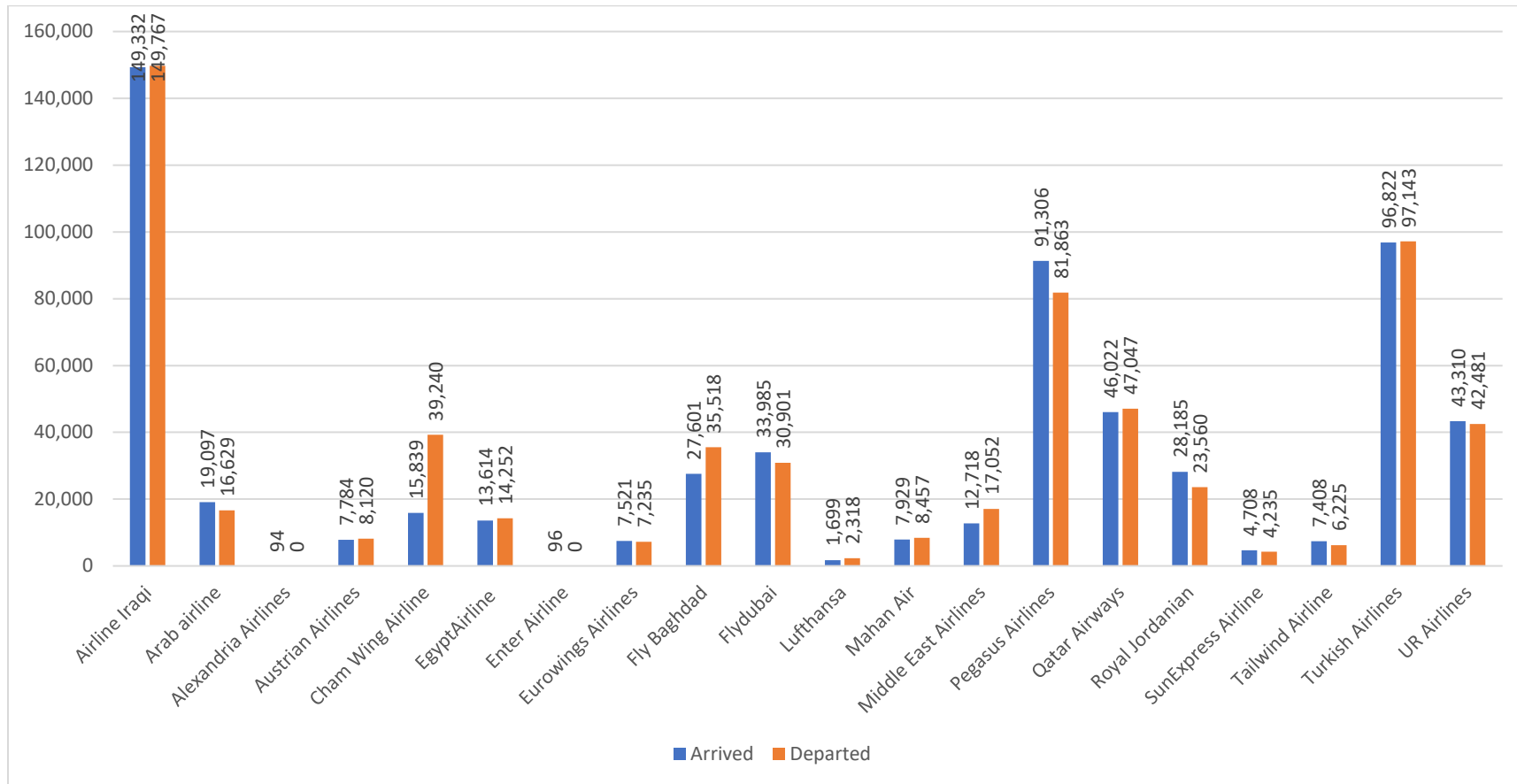
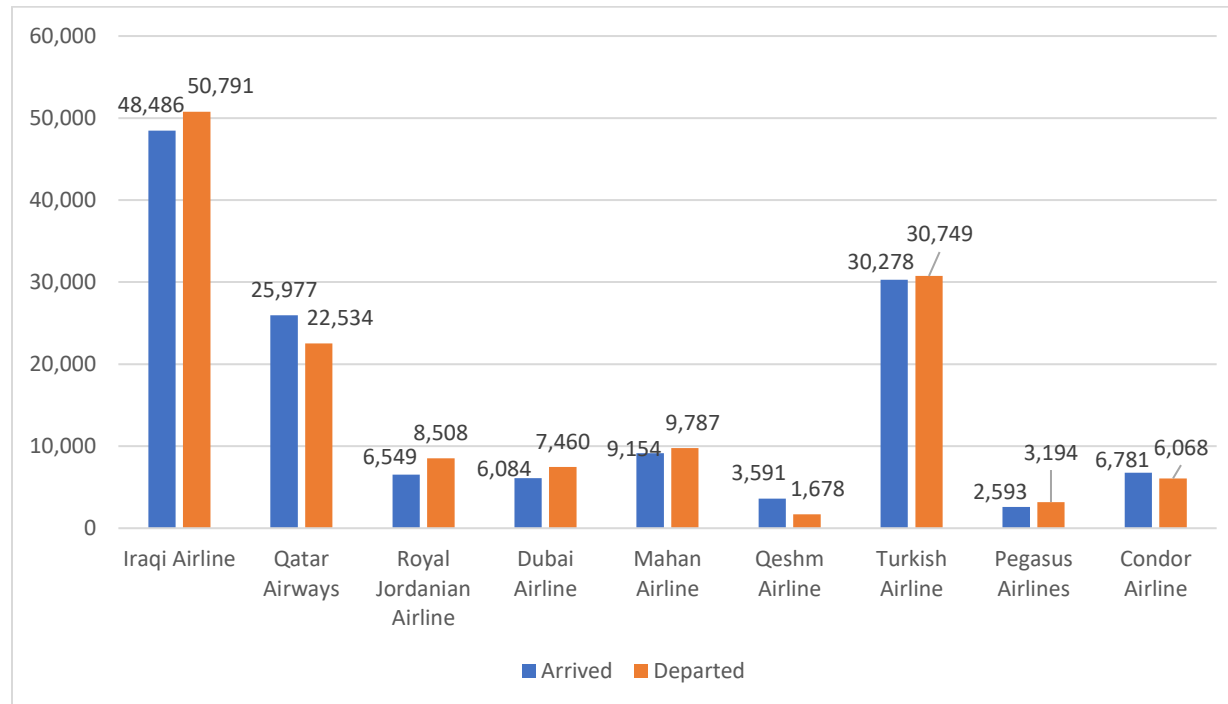


Table 31 : Air transportation activities at Sulaymaniyah International Airport at the level of transportation companies in 2021

Airline (company)	Number of flights			Number of passengers		
	Arrived	Departed	Total	Arrived	Departed	Total
Iraqi Airline	1,070	1,069	2139	48,486	50,791	99,277
Qatar Airways	353	354	707	25,977	22,534	48,511
Royal Jordanian Airline	105	105	210	6,549	8,508	15,057
Dubai Airline	135	135	270	6,084	7,460	13,544
Mahan Airline	91	91	182	9,154	9,787	18,941
Qeshm Airline	38	38	76	3,591	1,678	5,269
Turkish Airline	282	282	564	30,278	30,749	61,027
Pegasus Airlines	20	20	40	2,593	3,194	5,787
Condor Airline	48	48	96	6,781	6,068	12,849
Total	2,142	2,142	4,284	139,493	14,0769	28,0262

Figure 10 : Number of passengers transferred from Sulaymaniyah International Airport at the level of transportation companies in 2021.



Ministry of Planning / Kurdistan Region Statistics Office

www.krso.gov.krd

